



# WELLXTROL®

Featuring Antimicrobial Protection

# WELL ABOVE THE REST®



Antimicrobial.



Turbulator.




# WELLXTROL®

Amtrol invented the Well-X-Trol precharged well tank over sixty years ago, revolutionizing well pump protection. Its innovative design featured a hoop ring and groove to lock the diaphragm, liner, and shell together in a totally unique way.

The tradition of innovation continues with Amtrol's Next Generation Well-X-Trol, utilizing high strength steel to deliver a 150 psig working pressure, 20% higher than competitive well tanks, to earn an industry leading 7-year warranty. Well-X-Trol combines a fresh water Turbulator® with antimicrobial liner protection, providing Clean Water Technology™ in every tank. Now, a new optimum flex butyl diaphragm blend provides enhanced pliability for durability, reliability and enhanced performance which continues this long-standing tradition.

Well-X-Trol — the world's most trusted brand in well tanks; setting the standard for quality, reliability, and performance.



*The new Optimum Flex Butyl Diaphragm blend reduces diaphragm creasing, delivering improved flexibility and durability, extending tank life.*

**1946** American Tube Products founded in West Warwick, Rhode Island

**1954** Invented the diaphragm expansion tank

**1963** Invented the pre-pressurized well tank

**1967** Invented the refrigerant gas cylinder

**1972** Built current Rhode Island manufacturing facility

**1975** Entered the commercial products business

**1980** Invented the indirect-fired Hot Water Maker®

**1986** Invented the top coil indirect Hot Water Maker®

**1988** Opened the Amtrol Education Center

**1991** Invented the thermal expansion tank


**1992** AMTROL registered ISO 9001

# Well Above The Rest.®



The complete line of Well-X-Trol well tanks includes inline, stand, underground, horizontal and pump stand models.

Contractors earn valuable rewards points for every Well-X-Trol well tank installed. Visit [amtrolreward.com](http://amtrolreward.com) for complete details.

<p>Acquired ALFA Cylinder Manufacturing in Portugal</p> <p><b>1997</b></p>		<p>Invented the composite metal LP tank</p> <p><b>2005</b></p>	 <p>AMTROL registered ISO 9001:2008</p> <p><b>2009</b></p>	<p>Tanks on Tour™ mobile education center hits the road</p> 	<p>Launched HydroMax® Hot Water Makers</p> <p><b>2012</b></p>	  <p>AMTROL certified ISO 9001:2015</p> <p><b>2018</b></p>	 <p>Formerly Worthington Industries</p> <p><b>2023</b></p>
	<p><b>2003</b></p> <p>AMTROL registered ISO 9001:2000</p> 	<p><b>2007</b></p> <p>Launched Amtrol Rewards™</p>		<p><b>2010</b></p> <p>Launched Next Generation Well-X-Trol®</p> <p>20 millionth well tank shipped</p>		<p><b>2017</b></p>  <p>Acquires Amtrol</p>	<p><b>60</b><sup>TH</sup></p> <p>ANNIVERSARY</p> <p>60th Anniversary of Well-X-Trol®</p>





# WELLXTROL®

## 7-Year Warranty

- Installers asked for it - we delivered.
- A Well-X-Trol exclusive and the best warranty in the industry.

## High Strength Steel

- Deep-drawn domes are double the strength of rolled steel.

## Multi-Dome Construction

- Provides internal bracing for added strength.
- Prevents diaphragm over-extension.

## Enhanced Optimum Flex Butyl Diaphragm

- The industry's thickest diaphragm provides extra strength and flexibility.
- Seamless design conforms exactly to the shell without stretching, creasing or forming bubbles that could trap water or sediment.
- Meets stringent NSF STD 61 requirements.

## Positive Diaphragm Seal

- Unique hoop ring and groove design secures the diaphragm, liner and shell for added strength and reliability.
- Exclusive welding process eliminates rough spots and sharp edges that can damage the diaphragm and liner.

## Stainless Steel System Connection

- High grade stainless steel withstands aggressive water conditions.

## Optional Pro-Access® Connection

- Piped to stand for fast, easy installation.



# Well Above The Rest.®

## 150 psig Working Pressure

- 20% higher rating than competitive well tanks.
- Every tank is pressure tested for added safety.
- Precharged to 38 psig for the most common pump cut-in pressure.


## Projection Welded Air Valve

- Eliminates leak paths found on threaded valves.
- Maintains air charge better than mechanical seals.

## Tuf-Kote™ HG Indoor/Outdoor Coating

- Stands up to the most severe conditions.
- Standard on all models; available in blue, tan and gray.

## Antimicrobial Liner



## Fresh Water Turbulator®



Fresh Water Turbulator®



In-line Models



Stand Models

## DuraBase® Composite Tank Stand

- Optional composite stand features patented design.
- UV resistant material is rugged and will never corrode.
- Available separately as a spacer for steel stand models.

## Clean Water Technology™ in Every Tank

Antimicrobial Liner and Turbulator work together to keep tank surfaces clean.



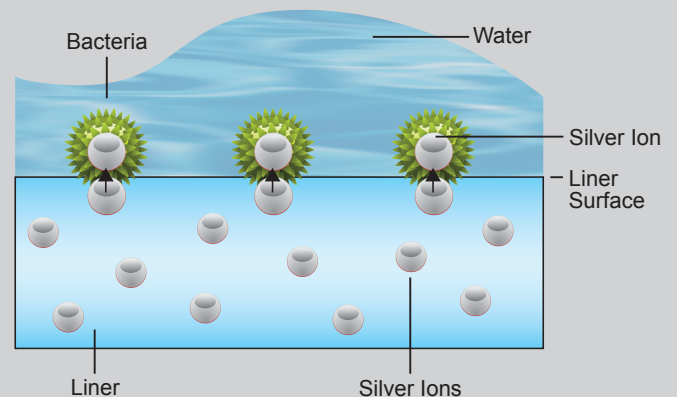
Antimicrobial.



Turbulator.

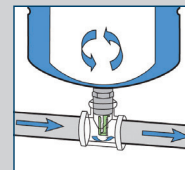
## Antimicrobial Liner Protection

- Safe, Silver-Ion technology targets active microorganisms; neutralizes bacteria on contact.
- Compound is molded into the water reservoir lining; lasts the life of the tank.



## Fresh Water Turbulator®

- Diffuser agitates incoming water to keep it tasting fresh and clean.
- Water-jet scrubbing action prevents sediment from collecting inside the tank.



## InLine Models



Model Number	Tank Volume (Gallons)	Max. Acceptance Factor	Diameter (Inches)	Height (Inches)	System Connection (NPTM)	System Drawdown (gallons)			Shipping Weight (lbs.)
						30/50	40/60	50/70	
WX-101	2.0	.45	8	13	¾	0.6	0.6	0.5	5
WX-102	4.4	.55	11	15	¾	1.4	1.2	1.0	9
WX-103	6.7	.40	11	20	¾	2.1	1.8	1.6	13
WX-104	10.3	1.00	15	18	1	3.2	2.8	2.4	20
WX-200	14.0	.81	15	22	1	4.3	3.8	3.3	22

Maximum Working Pressure: 150 psig. Maximum Operating Temperature: 200° F. Factory Pre-charge: 38 psig. Stainless Steel System Connection.  
Tan and Gray: Available on all models. Use suffix T or G.

## Stand Models



Model Number	Tank Volume (Gallons)	Max. Acceptance Factor	Diameter (Inches)	Height (Inches)	System Connection (NPTF)	System Drawdown (gallons)			Shipping Weight (lbs.)
						30/50	40/60	50/70	
WX-201	14.0	.81	15	25	1	4.3	3.8	3.3	25
WX-202	20.0	.57	15	32	1	6.2	5.4	4.7	32
WX-202XL	26.0	.44	15	39	1	8.0	7.0	6.1	39
WX-203	32.0	.35	15	47	1	9.9	8.6	7.6	47
WX-205	34.0	1.00	22	30	1¼	10.5	9.1	8.0	57
WX-250	44.0	.77	22	36	1¼	13.6	11.8	10.4	65
WX-251	62.0	.55	22	47	1¼	19.2	16.6	14.6	87
WX-255	81.0	.41	22	57	1¼	25.0	21.7	19.1	109
WX-302	86.0	.54	26	47	1¼	26.6	23.0	20.3	106
WX-350	119.0	.39	26	62	1¼	36.8	31.9	28.1	146

Maximum Working Pressure: 150 psig. Maximum Operating Temperature: 200° F. Factory Pre-charge: 38 psig. Stainless Steel System Connection.  
DuraBase®: Available on all models. Use suffix D.  
Pro Access®: Available on all models except WX-201 and DuraBase models. Use suffix PA.  
Tan and Gray: Available on all models. Use suffix T or G.

## Underground Models



Model Number	Tank Volume (Gallons)	Max. Acceptance Factor	Diameter (Inches)	Height (Inches)	System Connection (NPTF)	System Drawdown (gallons)			Shipping Weight (lbs.)
						30/50	40/60	50/70	
WX-200UG	14.0	.81	15	22	1	4.3	3.8	3.3	22
WX-202UG	20.0	.57	15	30	1	6.2	5.4	4.7	30
WX-250UG	44.0	.77	22	33	1¼	13.6	11.8	10.4	60
WX-251UG	62.0	.55	22	44	1¼	19.2	16.6	14.6	83

Maximum Working Pressure: 150 psig. Maximum Operating Temperature: 200° F. Factory Pre-charge: 38 psig. Stainless Steel System Connection.

Note: System Drawdown can be affected by various ambient and system conditions, including temperature and pressure.

# Model Specifications & Sizing

## Horizontal (H) and Pump Stand (PS) Models



Model Number	Tank Volume (Gallons)	Max. Acceptance Factor	Dimensions			System Connection (NPTM)	System Drawdown (gallons)			Shipping Weight (lbs.)
			Length (Inches)	Width (Inches)	Height (Inches)		30/50	40/60	50/70	
WX-102PS	4.4	.55	15	11	12	3/4	1.4	1.2	1.0	13
WX-110PS	6.7	.40	20	11	12	3/4	2.1	1.8	1.6	18
WX-200PS	14.0	.81	22	15	16	1	4.3	3.8	3.3	29
WX-202PS	20.0	.57	30	15	16	1	6.2	5.4	4.7	35
WX-202H	20.0	.57	30	15	16	1	6.2	5.4	4.7	33

Maximum Working Pressure: 150 psig. Maximum Operating Temperature: 200° F. Factory Pre-charge: 38 psig. Stainless Steel System Connection.

## ESP Sizing Table

Pump Discharge Rate (Approx. GPM)	Pumps Up To 3/4 hp & 1 Minute Run Time			Pumps Over 3/4 hp & 2 Minute Run Time		
	30/50 PSIG	40/60 PSIG	50/70 PSIG	30/50 PSIG	40/60 PSIG	50/70 PSIG
5	WX-202	WX-202	WX-202XL	WX-205	WX-250	WX-250
7	WX-202XL	WX-203	WX-203	WX-251	WX-251	WX-251
10	WX-203	WX-250	WX-250	WX-255	WX-255	WX-302
12	WX-250	WX-251	WX-251	WX-255	WX-350	WX-350
15	WX-251	WX-251	WX-255	WX-350	WX-350	WX-255 (2)
20	WX-255	WX-255	WX-302	WX-255 (2)	WX-255 (2)	WX-302 (2)
25	WX-255	WX-350	WX-350	WX-255 (2)	WX-350 (2)	WX-350 (2)
30	WX-350	WX-350	WX-255 (2)	WX-350	WX-350 (2)	WX-302 (3)
35	WX-350	WX-255 (2)	WX-255 (2)	WX-350 (2)	WX-350 (3)	WX-350 (3)
40	WX-255 (2)	WX-255 (2)	WX-302 (2)	WX-350 (3)	WX-350 (3)	WX-350 (3)

The Effective System Protection (ESP) sizing procedure covers modern residential water-use habits, heavy demands and the general increase in water use that has occurred in recent years. ESP sizing is designed to reduce system wear and lower energy consumption by keeping pump starts to a minimum.

## Variable Frequency Drive (VFD) Sizing Table

Pump Discharge Rate (Approx. GPM)	Pump Motor Horsepower	
	Tank size at least 20% of pump GPM rounded to next size up. 1/2, 3/4 & 1 hp	Larger pumps = Move up additional tank size. 1 1/2 to 2 hp
7	WX-102PS	WX-103
10	WX-102PS	WX-103
12	WX-102PS	WX-103
15	WX-103	WX-104
20	WX-103	WX-104
25	WX-104	WX-202
30	WX-104	WX-202

Sizing chart is to be used in the absence of the VFD manufacturer's tank size recommendation. Selections include additional buffer capacity to minimize pressure fluctuation. A larger tank is always a system enhancement. Tank pre-charge should be set according to drive manufacturer.

Larger Tank = Fewer Cycles = Longer Tank and Pump Life.



# Well Above The Rest®

Whenever you choose Amtrol, you're getting more than just a great product. The Amtrol Advantage combines the Industry's best brands with world class customer service and valuable installer initiatives.

All models are Amtrol Rewards™ eligible.

Visit [amtrolreward.com](http://amtrolreward.com) or scan the QR code.



# AMTROL® Advantage



1400 Division Road, West Warwick, RI 02893 USA  
T: 800.426.8765 [www.amtrol.com](http://www.amtrol.com)

