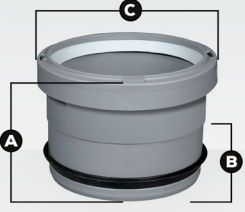


# Appliance Adaptors

Check adaptor matrix at [www.centrotherm.us.com/Tools/OEM-Approval-Matrix.aspx](http://www.centrotherm.us.com/Tools/OEM-Approval-Matrix.aspx)

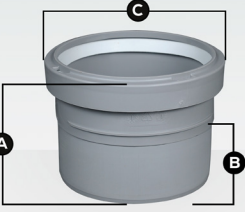
Single Wall · 2" – 4"



**Appliance Adaptor for Coupler Style Flue Collars**

Adapts a female PVC / CPVC coupler or appliance flue exhaust to InnoFlue® SW diameters.

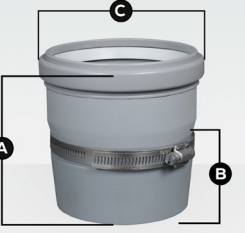
Nominal Diameter PVC to PP	Part	Overall Length <b>A</b>	Effective Length <b>B</b>	Max O.D. <b>C</b>
2"/2" (60/60)	ISAGL0202	3.3 (83)	1.0 (26)	3.0 (76)
3"/3" (89/80)	ISAGL0303	3.0 (75)	0.8 (21)	3.8 (97)
4"/4" (114/110)	ISAGL0404	3.4 (87)	0.8 (21)	5.1 (129)



**Appliance Adaptor for Flue Collar with Hose Clamp**

Adapts a female PVC / CPVC sized appliance collar (with integrated gasket) to InnoFlue® SW diameters.


Nominal Diameter PVC to PP	Part	Overall Length <b>A</b>	Effective Length <b>B</b>	Max O.D. <b>C</b>
2"/2" (60/60)	ISAAL0202	3.3 (83)	1.0 (26)	3.0 (76)
3"/3" (89/80)	ISAAL0303	3.0 (75)	0.8 (21)	3.8 (97)
4"/4" (114/110)	ISAAL0404	3.4 (87)	0.8 (21)	5.1 (129)



**Appliance Adaptor Tapered SS to InnoFlue®**

Adapts a tapered female stainless steel appliance flue exhaust with tabs to InnoFlue®.

Nominal Diameter	Part	Overall Length <b>A</b>	Effective Length <b>B</b>	Max O.D. <b>C</b>
3" (80)	ISAAS0303	4.5 (115)	0.8 (21)	3.8 (97)
4" (110)	ISAAS0404	4.8 (122)	0.8 (21)	5.1 (129)



**Appliance Adaptor Straight SS to InnoFlue®**

Adapts a stainless steel appliance flue exhaust with gasket and clamp to InnoFlue®.

Nominal Diameter	Part	Overall Length <b>A</b>	Effective Length <b>B</b>	Max O.D. <b>C</b>
3"/3" (76/80)	ISSA0303	6.0 (153)	3.1 (78)	3.8 (97)
4"/4" (102/110)	ISSA0404	6.0 (153)	3.6 (91)	5.1 (129)