


# INNOFLUE® SINGLE WALL COMPONENTS

## Horizontal Drain Fitting


Placed at the end of the last Branch Tee in a cascade configuration, the Horizontal Drain Fitting removes condensate from the system and allows for system clean out. 32mm O.D. drain.



| Nominal Diameter | Part #  | Drain O.D. "A" | Effective Length "B" | Max O.D. "C" |
|------------------|---------|----------------|----------------------|--------------|
| 4" (110)         | ISHDF04 | 1.3 (32)       | 7.2 (182)            | 5.1 (128)    |
| 5" (125)         | ISHDF05 | 1.3 (32)       | 7.4 (187)            | 5.8 (146)    |
| 6" (160)         | ISHDF06 | 1.3 (32)       | 8.2 (209)            | 7.3 (185)    |
| 8" (200)         | ISHDF08 | 1.3 (32)       | 8.5 (215)            | 8.8 (224)    |
| 10" (250)        | ISHDF10 | 1.3 (32)       | 13.8 (350)           | 10.8 (273)   |
| 12" (315)        | ISHDF12 | 1.3 (32)       | 6.3 (160)            | 13.8 (350)   |

## Tee


Use to change the direction of the vent system.



| Nominal Diameter | Part # | Effective Length "A" | Effective Length "B" | Effective Length "C" |
|------------------|--------|----------------------|----------------------|----------------------|
| 4" (110)         | IST04  | 5.6 (142)            | 8.4 (214)            | 3.0 (76)             |
| 5" (125)         | IST05  | 5.9 (149)            | 10.1 (256)           | 3.7 (94)             |
| 6" (160)         | IST06  | 6.6 (168)            | 11.2 (284)           | 4.1 (105)            |
| 8" (200)         | IST08  | 8.5 (215)            | 15.2 (387)           | 6.5 (165)            |
| 10" (250)        | IST10  | 16.5 (419)           | 16.5 (420)           | 7.0 (179)            |
| 12" (315)        | IST12  | 19.7 (500)           | 28.7 (728)           | 7.5 (189.5)          |

## Tee Cap

Seals non-utilized tees and branch tees.



| Nominal Diameter | Part # | Max O.D. "A" |
|------------------|--------|--------------|
| 4" (110)         | ISTC04 | 4.9 (125)    |
| 5" (125)         | ISTC05 | 5.8 (146)    |
| 6" (160)         | ISTC06 | 7.3 (185)    |
| 8" (200)         | ISTC08 | 8.8 (224)    |
| 10" (250)        | ISTC10 | 10.7 (273)   |
| 12" (315)        | ISTC12 | 13.8 (351)   |