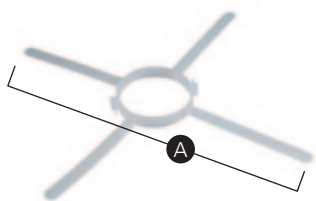


INNOFLUE® SINGLE WALL COMPONENTS

3" and 4" Spacers

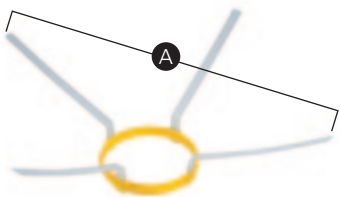
Self positioning spacers centers InnoFlue® SW or Flex in a chase/chimney/B-vent.



Nominal Diameter	Part #	Max Width "A"	Min Width
3" (80)	IASP03	22.8 (580)	4 (106)
4" (110)	IASP04	23.9 (606)	5 (138)

5" and 6" Spacers

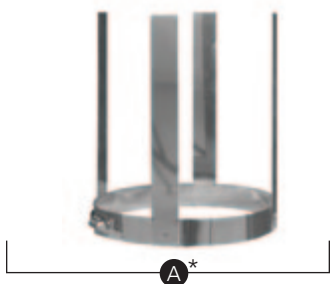
Self positioning spacers centers InnoFlue® SW in a chase/chimney/B-vent.



Nominal Diameter	Part #	Max Width "A"	Min Width
5" (125)	IASP05	24.6 (625)	6 (151)
6" (160)	IASP06	25.0 (635)	7 (186)

8", 10" and 12" Spacers

Self positioning spacers centers InnoFlue® SW in a chase/chimney/B-vent.



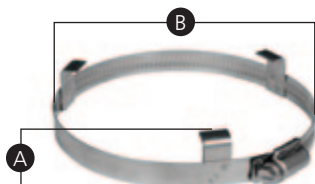
Nominal Diameter	Part #	Max Width "A"	Min Width
8" (200)	IASP08	27.6 (700)	9 (228)
10" (250)	IASP10	29.5 (750)	11 (276)
12" (315)	IASP12	32.1 (815)	13 (341)

* When bent into place.

Accessories

Flue Clamp

Secures ISAG and ISAGL appliance adaptors to appliance flue exhaust.



Nominal Diameter	Part #	Height "A"	Max. I.D. "B"
2" (60)	IAFC02	1.0 (26)	3.0 (77)
3" (80)	IAFC03	1.0 (26)	4.3 (110)
4" (110)	IAFC04	1.0 (26)	5.0 (127)
6" (160)	IAFC06	1.0 (26)	8.3 (211)