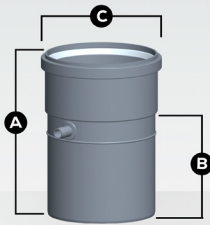


Tee Cap with Drain

Use with any InnoFlue® siphon to drain condensate from the vent system.


Nominal Diameter	Part	Overall Length A	Max O.D. B
6" (160)	ISTCD06	6.9 (175)	7.2 (185)
8" (200)	ISTCD08	8.9 (225)	8.8 (224)
10" (250)	ISTCD10	8.9 (225)	10.7 (273)
12" (315)	ISTCD12	16.0 (407)	13.8 (351)



Universal Condensate Drain

Use with any InnoFlue® siphon to drain condensate from the vent system.

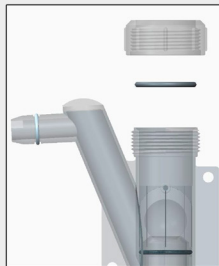
Nominal Diameter	Part	Overall Length A	Effective Length B	Max O.D. C
6" (160)	ISUCD06	11.9 (302)	8.7 (220)	8.0 (204)
8" (200)	ISUCD08	11.9 (302)	7.7 (196)	9.6 (245)
10" (250)	ISUCD10	11.9 (302)	8.0 (202)	11.6 (295)



Universal Ball Valve Siphon

Attaches to any InnoFlue® drain. Allows condensates to flow while unique ball valve assures combustion gases remain contained at higher temperatures. Comes with and can be installed with a barbed or compression fitting. See configuration options below.


Part	Overall Height A	Overall Length B	Overall Width C
IASJBVS	6.5	4.5	1.9



Compression



Barbed



Directional

Single Wall 6" - 12"