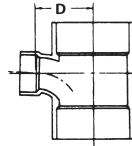
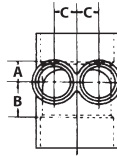


**PART NO. PVC 447**

**Horizontal Twin Tee**

ALL HUB

SIZE	A	B	C	D
3 x 3 x 1½ x 1½ (PVC)	7/8	1¾	1¾	2 9/16

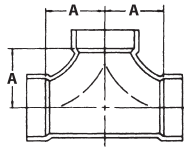


**PART NO. 448**

**Two-Way Cleanout**

ALL HUB

SIZE	A
3	4 1/16
4	4 15/16
6 (PVC)	6 1/8

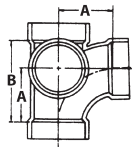


**PART NO. PVC 449**

**Sanitary Tee with 2" Left Hand  
Sanitary Inlet on Center**

ALL HUB

SIZE	A	B
2 (PVC)	2 5/16	3 11/16



Note: If PVC or ABS is not listed for a specific size, that size fitting is available in PVC and ABS materials, and the dimensions listed are the same for both materials.