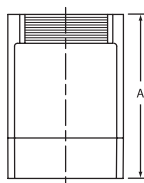


PART NO. SV 228

**Iron Body Cleanout Ferrule, Body Only,
Less Brass Plug**

and PART NO. SV 228S

**Iron Body Cleanout Ferrule with Southern
Raised-Head Brass Plug Installed †**

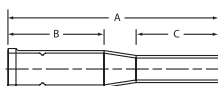


Size	Tap Size	A	SV 228 Weight	SV 228S Weight
2	1½	3½	1.1	1.3
3	2½	3¾	1.9	2.3
4	3	4¼	3.5	4.1
5	4	4¼	4.4	5.4
6	5	4¼	6.0	6.4
8	6	4½	11.6	13.8
10	6	4½	16.0	18.2
12	6	5¼	29.0	27.1
15	(XH)	(XH)	(XH)	(XH)
4 x 3½	3½	4½	3.6	-
4 x 8	3½	8	8.1	-
4 x 12	3½	12	-	9.8

PART NO. SV 253

Sission Insertable Joint

Size	A	B	C	Weight
2	14	6	6	7.0
3	16	8	6¾	11.5
4	14½	7	6	12.4
5	15⅞	9	5⅞	15.2
6	16⅜	8½	6	20.9
8	18	10	6¾	36.7

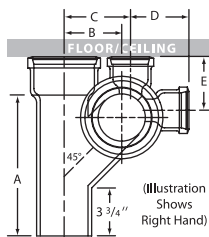


PART NO. SV 458

**Vented Closet Tee with 2" Top Vent
and 2" Extended Side Inlet**

**(Right Hand or Left Hand; Designed for use
below the floor; Fitting does not require a baffle)**

Size	A	B	C	D	E	Weight
4x4x2x2x4 RH	11	4½	5⅜	4⅞	4⅜	36.4
4x4x2x2x4 LH	11	4½	5⅜	4⅞	4⅜	34.9



(XH) Please see Extra Heavy dimensions.

† This fitting not available with plug installed in 4 x 3½ and 4 x 8 fitting sizes.