



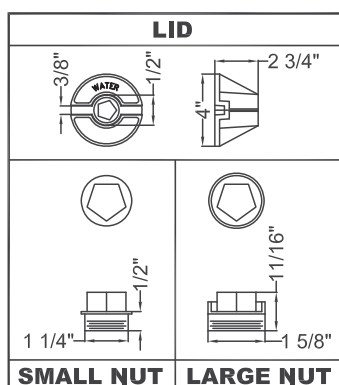
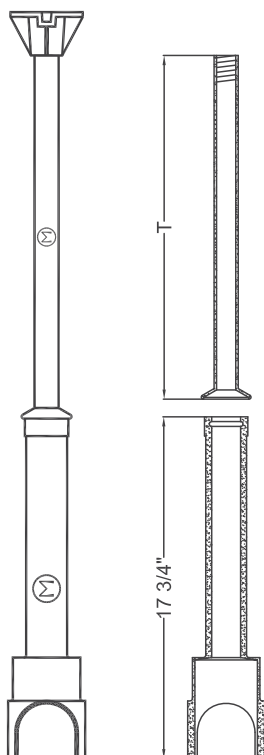
# Valve, Curb, & Service Boxes

Municipal  
Construction

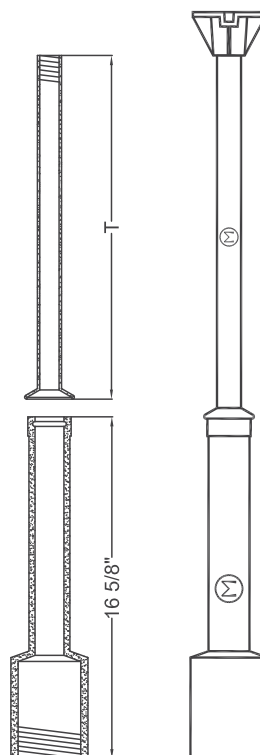
## Arch and Minneapolis Type Curb Boxes

C  
A  
S  
T  
I  
N  
G  
S

ARCH TYPE




MINNEAPOLIS TYPE



ITEM #		ARCH CURB BOX COMPLETE WITH 1" OR 1 1/4" PIPE WITHOUT ROD	
WITH 1" PIPE	WITH 1 1/4" PIPE	EXTENSION RANGE (FT.)	HEIGHT (T) (INCHES)
CB-A136	CB-A436	2-3	20
CB-A148	CB-A448	3-4	32
CB-A154	CB-A454	3 1/2-4 1/2	38
CB-A160	CB-A460	4-5	44
CB-A166	CB-A466	4 1/2-5 1/2	50
CB-A172	CB-A472	5-6	56
CB-A178	CB-A478	5 1/2-6 1/2	62
CB-A184	CB-A484	6-7	68
CB-A190	CB-A490	6 1/2-7 1/2	74
CB-A196	CB-A496	7-8	80
CB-A1108	CB-A4108	8-9	92
CB-A1120	CB-A4120	9-10	104

ITEM #		ARCH CURB BOX COMPLETE WITH 1" OR 1 1/4" PIPE WITHOUT ROD	
WITH 1" PIPE	WITH 1 1/4" PIPE	EXTENSION RANGE (FT.)	HEIGHT (T) (INCHES)
CB-M136	CB-M436	2-3	20
CB-M148	CB-M448	3-4	32
CB-M154	CB-M454	3 1/2-4 1/2	38
CB-M160	CB-M460	4-5	44
CB-M166	CB-M466	4 1/2-5 1/2	50
CB-M172	CB-M472	5-6	56
CB-M178	CB-M478	5 1/2-6 1/2	62
CB-M184	CB-M484	6-7	68
CB-M190	CB-M490	6 1/2-7 1/2	74
CB-M196	CB-M496	7-8	80
CB-M1108	CB-M4108	8-9	92
CB-M1120	CB-M4120	9-10	104



ITEM #	LENGTH (R) (INCHES)
CB-R18	18
CB-R24	24
CB-R30	30
CB-R36	36
CB-R42	42
CB-R48	48
CB-R54	54