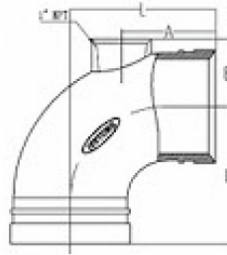


GROOVED FITTINGS

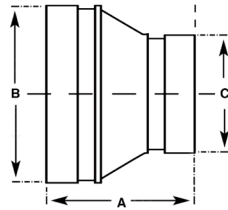
Ductile Iron Conforms to ASTM A 536. Groove Dimension Conforms to AWWA C606. Coatings of Orange Paint or Hot Dipped Galvanized Conforming to ASTM A153. Gasket Grade E EPDM (-30°F (-34°C) to +230°F (+110°C))

GROOVED DRAIN ELBOW



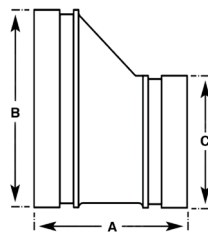
PART #	SIZE	PIPE O.D.	L	A	B	WEIGHT	QTY
1041D	2"	2.375	3.268	2.559	1.476	5.00	40
1042D	2-1/2"	2.875	3.740	2.756	1.713	5.20	20
1043D	3"	3.500	4.252	2.756	2.087	5.30	15
1044D	4"	4.500	5	2.756	2.598	8.80	7
1045D	6"	5.563	6.496	2.756	3.642	18.70	2

GROOVED REDUCER



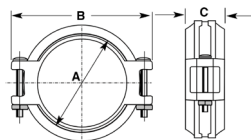
PART #	SIZE	PIPE O.D.	A	B	C	WEIGHT	QTY
1116	2" x 1-1/4"	2.375*1.669	2.52	2	1.25	0.70	50
1113	2" X 1-1/2"	2.375*1.900	2.52	2	1.50	0.72	95
1100	2-1/2" X 2"	2.875x2.375	2.52	2	1.75	1.02	64
1101	3" X 2"	3.500x2.375	2.52	3	2	1.46	48
1102	3" X 2-1/2"	3.500x2.875	2.52	3	2.50	1.32	48
1103	4" X 2"	4.500x2.375	3.00	4	2	2.18	27
1104	4" X 2-1/2"	4.500x2.875	3.00	4	2.50	1.95	27
1105	4" X 3"	4.500x3.500	3.00	4	3	2.05	24
1115	5" X 4"	5.500x4.500	3.50	5	4	2.95	20
1106	6" X 2"	6.500x2.375	4.02	6	2	4.37	16
1107	6" X 2-1/2"	6.500x3.000	4.02	6	2.50	3.97	16
1108	6" X 3"	6.500x3.500	4.02	6	3	4.12	16
1109	6" X 4"	6.500x4.500	4.02	6	4	4.63	16
1110	6" X 5"	6.500x5.500	4.02	6	5	4.37	16

GROOVED ECCENTRIC REDUCER



PART #	SIZE	PIPE O.D.	A	B	C	WEIGHT	QTY
10813	4" X 2-1/2"	4.500x3.000	3.00	4	2.5	2.58	25
10810	4" X 3"	4.500x3.500	3.00	4	3	2.62	25
10811	6" X 4"	6.250x4.250	4.02	6	4	4.81	10
10812	6" X 5"	6.500x5.500	4.02	6	5	5.07	10

GROOVED RIGID COUPLING



PART #	SIZE	PIPE O.D.	A	B	C	WEIGHT	QTY
1019	1-1/4"	1.669	2.756	4.173	1.732	1.32	72
1017	1-1/2"	1.900	2.874	4.252	1.732	1.21	72
1012	2"	2.375	3.425	4.843	1.732	1.48	40
1011	2-1/2"	2.875	3.937	5.433	1.732	1.68	39
1013	3"	3.500	4.606	6.535	1.772	2.43	30
1014	4"	4.500	5.472	7.480	1.929	2.93	18
1015	5"	5.500	6.614	8.583	1.929	3.57	15
1016	6"	6.500	7.598	9.488	1.929	4.74	9
1018	8"	8.625	9.961	12.598	2.323	8.16	4
10110	10"	10.748	13.189	16.772	2.677	17.08	4