

THIS SPACE FOR DESIGNER/ENGINEER APPROVAL

Job/Customer _____	Date _____	Contractor _____
Model Specified _____	Qty _____	Approved By _____
Designer/Engineer _____	Date _____	Contractor's PO# _____
Submitted by _____	Date _____	Other _____

4141 Series

Full Port Forged Brass Uni-Flange Ball Valves

w/ Detachable Rotating Flange
& Multi-Function Hi-Flow Hose Drain

Adjustable Packing Gland, Nuts & Bolts

IPS x Rotating Flange
600 WOG



ITEM #	SIZE	CTN	CASE	A	B	C	D	E	F	G	H	I	J
41413	3/4"	2	20	3/4	2 3/4	2 3/8	2 1/2	3/8	1/2	1 1/2	2 11/16	4 1/8	2 3/4
41414	1"	2	20	1	2 15/16	2 5/8	2 1/2	3/8	1/2	1 1/2	2 11/16	4 1/8	2 3/4
41415	1 1/4"	2	20	1 1/4	3 5/16	3 3/16	3 3/16	3/8	1/2	1 1/2	2 11/16	4 1/8	3 1/4
41416	1 1/2"	2	10	1 1/2	4	3 3/8	3 13/16	3/8	1/2	1 1/2	2 11/16	4 1/8	3 1/2
HV MODELS FIT BOTH STANDARD & HIGH VELOCITY PUMPS													
41413HV	3/4"	2	20	3/4	2 3/4	2 1/4	2 1/2	7/16	5/8	1 1/2	2 11/16	4 1/8	2 3/4
41414HV	1"	2	20	1	2 15/16	2 5/8	2 1/2	7/16	5/8	1 1/2	2 11/16	4 1/8	2 3/4
41415HV	1 1/4"	2	20	1 1/4	3 5/16	2 7/8	3 3/16	7/16	5/8	1 1/2	2 11/16	4 1/8	3 1/4
41416HV	1 1/2"	2	10	1 1/2	4	3 3/8	3 13/16	7/16	5/8	1 1/2	2 11/16	4 1/8	3 1/2
-	2"	2	10	1 1/2	4	3 1/8	3 3/8	7/16	5/8	1 1/2	2 11/16	4 1/8	3 3/8

*NOTE: 41417WHV is a Standard Port Valve

NO.	DESCRIPTION	MATERIAL
1	FLANGED BODY	BRASS
2	END CAP	BRASS
3	SEATS	PTFE
4	BALL	BRASS HCP
5	STEM	BRASS
6	STEM SEAL	PTFE
7	PACKING GLAND	BRASS
8	HANDLE	STEEL CP
9	HANDLE NUT	STAINLESS STEEL
10	HANDLE JACKET	VINYL
11	DRAIN VALVE SEATS	PTFE
12	DRAIN VALVE BALL	BRASS HCP
13	DRAIN VALVE STEM	BRASS
14	DRAIN VALVE STEM SEAL	PTFE
15	DRAIN VALVE HANDLE	ENAMEL COATED ALUMINUM
16	DRAIN VALVE HANDLE SCREW	BRASS
17	DRAIN VALVE CAP, WASHER & STRAP	BRASS W/ EPDM WASHER & STRAP
18	ROTATING FLANGE	BRASS
19	ROTATING FLANGE RING	STAINLESS STEEL
20	FLANGE BOLTS & NUTS	STEEL ZP

TEMP °F	PSI
100	600
150	490
200	470
250	439
300	411
350	294
366	N/A

Quality and Commitment Since 1954

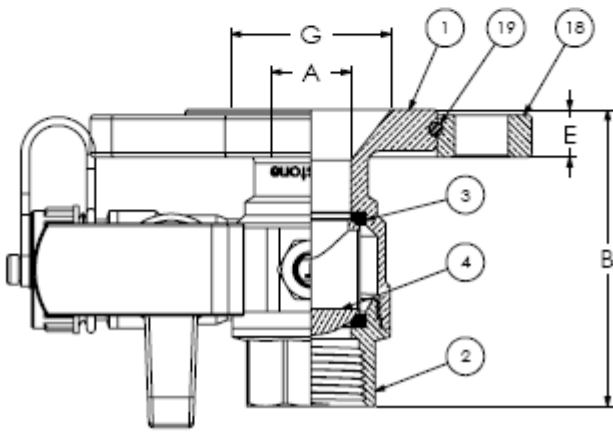
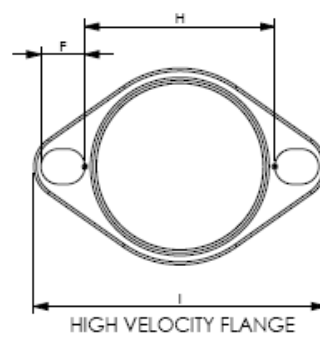
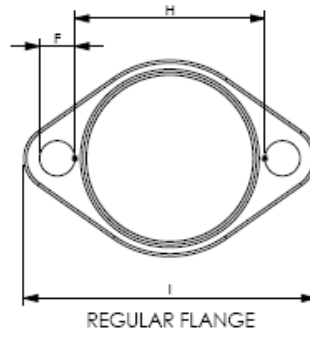
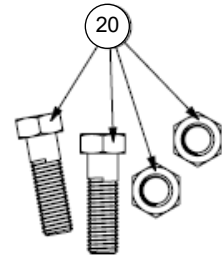
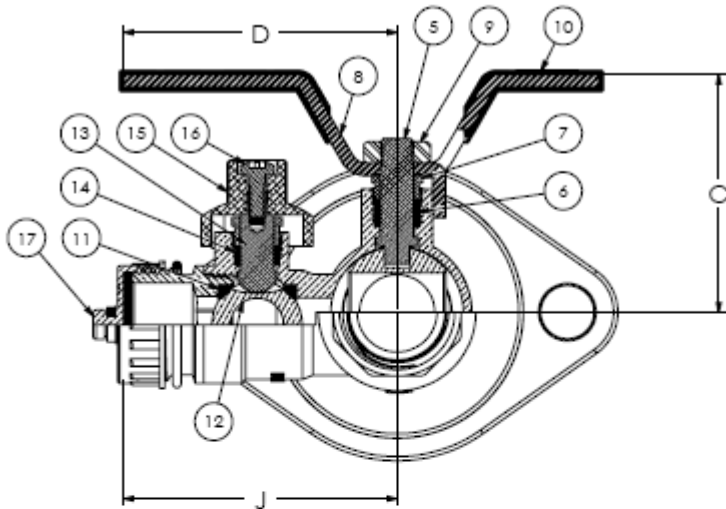


www.webstonevalves.com • P: (800) 225-9529 • F: (800) 336-5133

Webstone product specifications in U.S. customary units are approximate and are provided for reference only. Webstone reserves the right to change or modify product design, construction, specifications or materials without prior notice and without incurring any obligation to make such changes and modifications on Webstone products previously or subsequently sold.

THIS SPACE FOR DESIGNER/ENGINEER APPROVAL

Job/Customer _____	Date _____	Contractor _____
Model Specified _____	Qty _____	Approved By _____
Designer/Engineer _____	Date _____	Contractor's PO# _____
Submitted by _____	Date _____	Other _____



Specifications: Designed for residential, commercial or industrial use with water or a glycol mixture. This approved Webstone valve is actuated by a blowout proof stem and features an adjustable packing gland. Flange features a conical inlet to minimize turbulence. The rotating flange is secured by a snug-fit snap-ring that provides greater control over positioning during installation. Multi-directional main valve allows for draining from either side of the pump. Threaded ends comply with ANSI B1.20.1.



Quality and Commitment Since 1954

www.webstonevalves.com • P: (800) 225-9529 • F: (800) 336-5133

Webstone product specifications in U.S. customary units are approximate and are provided for reference only. Webstone reserves the right to change or modify product design, construction, specifications or materials without prior notice and without incurring any obligation to make such changes and modifications on Webstone products previously or subsequently sold.

4141-4141Wspec_020514