

Haier

Submittals

Advanced Plus Series

Rev. May 2019



1U09AP2VHA / AW09ES2VHB

1U12AP2VHA / AW12ES2VHB

1U15AP2VHA / AW15ES2VHB

1U18AP2VHA / AW18ES2VHB

1U24AP2VHA / AW24ES2VHB



GE APPLIANCES
a Haier company

For more information visit us:
www.Haierductless.com
www.Haierductlesshelp.com



Revision History

Rev. March 2019 - *Submittal edition release.*

Rev. May 2019 - *Accessories & electrical requirement update.*

Haier Advanced Plus Series Submittal

9000 BTU/HR WALL MOUNTED INVERTER DRIVEN HEAT PUMP SYSTEM 1U09AP2VHA / AW09ES2VHB

Job Name: _____

Purchaser: _____

Submitted To: _____

Construction: _____

Reference: _____

Approval: _____

Date: _____

Submitted By: _____

Unit: _____

Drawing #: _____



Accessories

Remote Controller

Ships with YR-HG

Wired Controller

Compatible with wired controllers YR-E17, YR-E16B, and QACT17A. All wired controllers require interface kit WK-B.

WiFi

Compatible with WiFi adapter QAWF01A.

Wind Baffle

Uses wind baffle QAWB42A

Electrical Requirement

Power Supply	208/230V, 1 Phase, 60 HZ
Operating Voltage Range	187~253 VAC
Recommended Fuse/Breaker Size	15A
MCA	11A

Connecting cable to indoor units must be 14/4 AWG unshielded stranded copper. Cable must be ran continuous, without splicing.

Operating Range

Cooling	14~115°F (-10~46°C)
Heating	-15~75°F (-26~24°C)

Cooling Performance

Rated Cooling Capacity	9,000 BTU
Cooling Capacity Range	3,200~12,500 BTU
Rated Power input	620 W
SEER	23.5
EER	14.5
Moisture Removal	3.5 Pt./Hr

Heating Performance

Rated Heating Capacity	10,000 BTU
Heating Capacity Range	3,800~15,600 BTU
Rated Power Input	680 W
HSPF	10.5

Pipe Length

Minimum Pipe Length	6 ft
Maximum Pipe Length	50 ft
Maximum Pipe Height Difference	33 ft
Connection	1/4" (Discharge) 3/8" (Suction) Flare



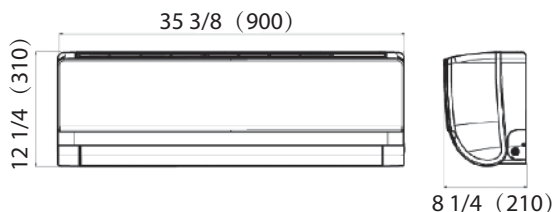
For more information visit us:
www.Haierductless.com
www.Haierductlesshelp.com



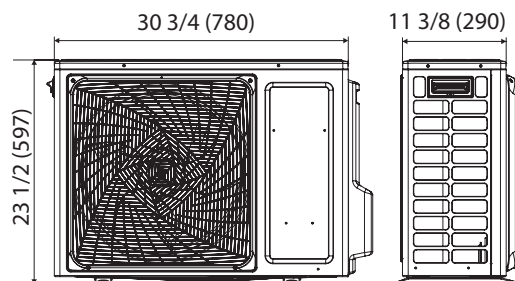
Haier Advanced Plus Series Submittal

9000 BTU/HR WALL MOUNTED INVERTER DRIVEN HEAT PUMP SYSTEM 1U09AP2VHA / AW09ES2VHB

Indoor Unit	
Uncrated Dimension (HxWxD)	12 1/4 x 35 3/8 x 8 1/4 in (310 x 900 x 210 mm)
Crated (HxWxD)	15 3/4 x 39 x 12 3/8 in (399 x 991 x 313 mm)
Airflow CFM (Turbo/High/Med/Low/Quiet)	440/410/350/290/265
Indoor Sound Level dB (Turbo/High/Med/Low/Quiet)	44/40/35/31/23
Motor Rating (HP)	0.054
Heat Exchanger Fin Type	Blue Fin
Weight (Ship/Net)	30.9/25.4 lbs



Outdoor Unit	
Compressor	DC inverter Driven Rotary
Uncrated Dimension (HxWxD)	23 1/2 x 30 3/4 x 11 3/8 in (597 x 780 x 290 mm)
Crated (HxWxD)	26 3/4 x 36 3/8 x 15 1/2 in (680 x 923 x 393 mm)
Outdoor Sound Rating dB	54
Heat Exchanger Fin Type	Blue Fin
Weight (Ship/Net)	90.2/78.3 lbs
Factory Refrigerant Charge	R-410A (38.8 oz)



Heating Capacity Data

Outdoor Air Temp DB	Indoor Set Temperature					
	60°F (16°C)		70°F (21°C)		77°F (25°C)	
	Maximum Heating Capacity (Btu/h)	Power Usage (w)	Max Heating Capacity (Btu/h)	Power Usage (w)	Max Heating Capacity (Btu/h)	Power Usage (w)
-15°F (-26°C)	6,250	1,420	6,500	1,600	6,630	1,700
-4°F (-20°C)	8,170	1,410	8,500	1,550	8,670	1,610
5°F (-15°C)	9,600	1,520	10,000	1,640	10,200	1,685
17°F (-8°C)	12,500	1,550	13,000	1,650	13,260	1,690
47°F (8°C)	15,000	1,390	15,600	1,470	15,900	1,500

Capacity and power usage are measured under the assumption of indoor humidity of 46%

Cooling Capacity Data

Outdoor Air Temp DB	Indoor Set Temperature					
	70°F (21°C)		75°F (24°C)		80°F (27°C)	
	Total Capacity (Btu/h)	Power Usage (w)	Total Capacity (Btu/h)	Power Usage (w)	Total Capacity (Btu/h)	Power Usage (w)
65°F (18°C)	7,100	470	6,870	440	6,550	410
75°F (24°C)	8,350	590	8,100	550	7,900	520
85°F (29°C)	10,300	760	9,800	690	9,300	630
95°F (35°C)	11,500	870	10,800	790	10,200	727
105°F (41°C)	10,350	1,080	9,850	980	9,380	900
115°F (46°C)	8,900	1,060	8,500	970	8,130	890

Capacity and power usage are measured under the assumption of indoor humidity of 46%

Haier Advanced Plus Series Submittal

12000 BTU/HR WALL MOUNTED INVERTER DRIVEN HEAT PUMP SYSTEM 1U12AP2VHA / AW12ES2VHB

Job Name: _____

Purchaser: _____

Submitted To: _____

Construction: _____

Reference: _____

Approval: _____

Date: _____

Submitted By: _____

Unit: _____

Drawing #: _____



Accessories

Remote Controller

Ships with YR-HG

Wired Controller

Compatible with wired controllers YR-E17, YR-E16B, and QACT17A. All wired controllers require interface kit WK-B.

WiFi

Compatible with WiFi adapter QAWF01A.

Wind Baffle

Uses wind baffle QAWB42A

Electrical Requirement

Power Supply	208/230V, 1 Phase, 60 HZ
Operating Voltage Range	187~253 VAC
Recommended Fuse/Breaker Size	15A
MCA	11A

Connecting cable to indoor units must be 14/4 AWG unshielded stranded copper. Cable must be ran continuous, without splicing.

Operating Range

Cooling	14~115°F (-10~46°C)
Heating	-15~75°F (-26~24°C)

Cooling Performance

Rated Cooling Capacity	12,000 BTU
Cooling Capacity Range	3,300~15,000 BTU
Rated Power input	960 W
SEER	23.0
EER	12.5
Moisture Removal	3.9 Pt./Hr

Heating Performance

Rated Heating Capacity	13,000 BTU
Heating Capacity Range	3,900~20,000 BTU
Rated Power Input	1,500 W
HSPF	11.0

Pipe Length

Minimum Pipe Length	6 ft
Maximum Pipe Length	50 ft
Maximum Pipe Height Difference	33 ft
Connection	1/4" (Discharge) 3/8" (Suction) Flare



GE APPLIANCES
a Haier company

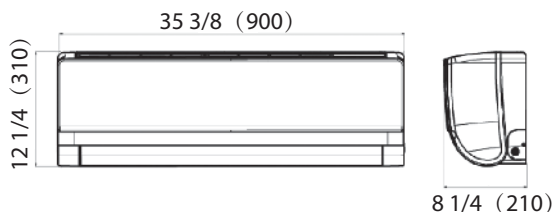
For more information visit us:
www.Haierductless.com
www.Haierductlesshelp.com



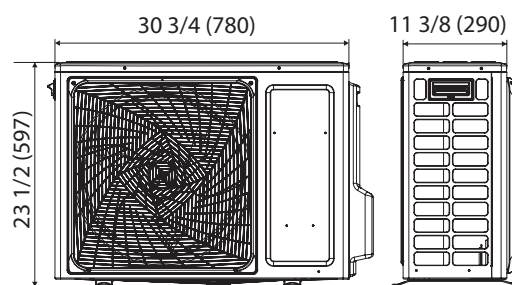
Haier Advanced Plus Series Submittal

12000 BTU/HR WALL MOUNTED INVERTER DRIVEN HEAT PUMP SYSTEM 1U12AP2VHA / AW12ES2VHB

Indoor Unit	
Uncrated Dimension (HxWxD)	12 1/4 x 35 3/8 x 8 1/4 in (310 x 900 x 210 mm)
Crated (HxWxD)	15 3/4 x 39 x 12 3/8 in (399 x 991 x 313 mm)
Airflow CFM (Turbo/High/Med/Low/Quiet)	610/530/440/410/350
Indoor Sound Level dB (Turbo/High/Med/Low/Quiet)	45/41/36/32/23
Motor Rating (HP)	0.054
Heat Exchanger Fin Type	Blue Fin
Weight (Ship/Net)	30.9/25.4 lbs



Outdoor Unit	
Compressor	DC inverter Driven Rotary
Uncrated Dimension (HxWxD)	23 1/2 x 30 3/4 x 11 3/8 in (597 x 780 x 290 mm)
Crated (HxWxD)	26 3/4 x 36 3/8 x 15 1/2 in (680 x 923 x 393 mm)
Outdoor Sound Rating dB	54
Heat Exchanger Fin Type	Blue Fin
Weight (Ship/Net)	90.2/78.3 lbs
Factory Refrigerant Charge	R-410A (38.8 oz)



Heating Capacity Data

Outdoor Air Temp DB	Indoor Set Temperature					
	60°F (16°C)		70°F (21°C)		77°F (25°C)	
	Maximum Heating Capacity (Btu/h)	Power Usage (w)	Max Heating Capacity (Btu/h)	Power Usage (w)	Max Heating Capacity (Btu/h)	Power Usage (w)
-15°F (-26°C)	7,200	1,560	7,500	1,720	7,650	1,850
-4°F (-20°C)	9,600	1,570	10,000	1,700	10,200	1,795
5°F (-15°C)	12,500	1,680	13,000	1,800	13,300	1,890
17°F (-8°C)	14,400	1,890	15,000	2,020	15,300	2,110
47°F (8°C)	19,230	1,520	20,000	1,600	20,400	1,650

Capacity and power usage are measured under the assumption of indoor humidity of 46%

Cooling Capacity Data

Outdoor Air Temp DB	Indoor Set Temperature					
	70°F (21°C)		75°F (24°C)		80°F (27°C)	
	Total Capacity (Btu/h)	Power Usage (w)	Total Capacity (Btu/h)	Power Usage (w)	Total Capacity (Btu/h)	Power Usage (w)
65°F (18°C)	9,500	660	9,150	610	8,650	560
75°F (24°C)	10,500	780	10,200	710	9,850	650
85°F (29°C)	12,100	1,080	12,300	1,010	11,540	890
95°F (35°C)	13,800	1,400	13,125	1,270	12,500	1,110
105°F (41°C)	12,600	1,490	12,000	1,360	11,500	1,200
115°F (46°C)	10,500	1,270	10,000	1,170	9,550	1,090

Capacity and power usage are measured under the assumption of indoor humidity of 46%

Haier Advanced Plus Series Submittal

15000 BTU/HR WALL MOUNTED INVERTER DRIVEN HEAT PUMP SYSTEM 1U15AP2VHA / AW15ES2VHB

Job Name: _____

Purchaser: _____

Submitted To: _____

Construction: _____

Reference: _____

Approval: _____

Date: _____

Submitted By: _____

Unit: _____

Drawing #: _____



Accessories

Remote Controller

Ships with YR-HG

Wired Controller

Compatible with wired controllers YR-E17, YR-E16B, and QACT17A. All wired controllers require interface kit WK-B.

WiFi

Compatible with WiFi adapter QAWF01A.

Wind Baffle

Uses wind baffle QAWB37A

Electrical Requirement

Power Supply	208/230V, 1 Phase, 60 HZ
Operating Voltage Range	187~253 VAC
Recommended Fuse/Breaker Size	20A
MCA	14A

Connecting cable to indoor units must be 14/4 AWG unshielded stranded copper. Cable must be ran continuous, without splicing.

Operating Range

Cooling	14~115°F (-10~46°C)
Heating	-15~75°F (-26~24°C)

Cooling Performance

Rated Cooling Capacity	15,000 BTU
Cooling Capacity Range	5,400~24,000 BTU
Rated Power input	1,200 W
SEER	21.5
EER	12.5
Moisture Removal	4.1 Pt./Hr

Heating Performance

Rated Heating Capacity	16,000 BTU
Heating Capacity Range	4,000~26,000 BTU
Rated Power Input	1,700 W
HSPF	10.5

Pipe Length

Minimum Pipe Length	6 ft
Maximum Pipe Length	83 ft
Maximum Pipe Height Difference	50 ft
Connection	1/4"(Discharge) 1/2"(Suction) Flare



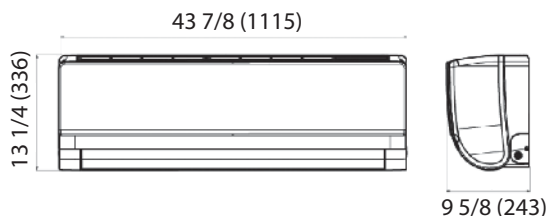
For more information visit us:
www.Haierductless.com
www.Haierductlesshelp.com



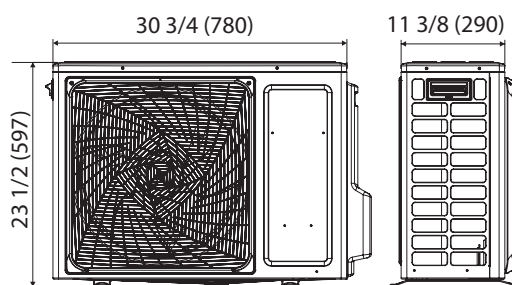
Haier Advanced Plus Series Submittal

15000 BTU/HR WALL MOUNTED INVERTER DRIVEN HEAT PUMP SYSTEM 1U15AP2VHA / AW15ES2VHB

Indoor Unit	
Uncrated Dimension (HxWxD)	13 1/4 x 43 7/8 x 9 5/8 in (336 x 1115 x 243 mm)
Crated (HxWxD)	16 1/2 x 47 1/2 x 13 1/2 in (418 x 1206 x 342 mm)
Airflow CFM (Turbo/High/Med/Low/Quiet)	710/650/560/440/410
Indoor Sound Level dB (Turbo/High/Med/Low/Quiet)	48/46/42/36/34
Motor Rating (HP)	0.094
Heat Exchanger Fin Type	Blue Fin
Weight (Ship/Net)	43.2/35.3 lbs



Outdoor Unit	
Compressor	DC inverter Driven Rotary
Uncrated Dimension (HxWxD)	27 1/2 x 35 x 13 7/8 in (697 x 890 x 353 mm)
Crated (HxWxD)	30 3/4 x 41 1/8 x 18 1/8 in (780 x 1046 x 460 mm)
Outdoor Sound Rating dB	55
Heat Exchanger Fin Type	Blue Fin
Weight (Ship/Net)	117.5/100.3 lbs
Factory Refrigerant Charge	R-410A (52.2 oz)



Heating Capacity Data

Outdoor Air Temp DB	Indoor Set Temperature					
	60°F (16°C)		70°F (21°C)		77°F (25°C)	
	Maximum Heating Capacity (Btu/h)	Power Usage (w)	Max Heating Capacity (Btu/h)	Power Usage (w)	Max Heating Capacity (Btu/h)	Power Usage (w)
-15°F (-26°C)	9,600	1,670	10,000	1,800	10,200	1,890
-4°F (-20°C)	11,500	1,920	12,000	2,050	12,300	2,140
5°F (-15°C)	15,300	2,330	16,000	2,470	16,400	2,560
17°F (-8°C)	16,300	2,220	17,000	2,340	17,400	2,410
47°F (8°C)	24,800	2,450	26,000	2,600	26,500	2,660

Capacity and power usage are measured under the assumption of indoor humidity of 46%

Cooling Capacity Data

Outdoor Air Temp DB	Indoor Set Temperature					
	70°F (21°C)		75°F (24°C)		80°F (27°C)	
	Total Capacity (Btu/h)	Power Usage (w)	Total Capacity (Btu/h)	Power Usage (w)	Total Capacity (Btu/h)	Power Usage (w)
65°F (18°C)	12,400	850	11,800	790	11,300	740
75°F (24°C)	14,300	1,080	13,650	990	13,000	910
85°F (29°C)	16,800	1,540	16,000	1,360	15,200	1,210
95°F (35°C)	18,200	1,810	17,300	1,620	16,500	1,465
105°F (41°C)	16,600	1,850	15,800	1,690	15,100	1,560
115°F (46°C)	13,800	1,650	13,100	1,520	12,500	1,410

Capacity and power usage are measured under the assumption of indoor humidity of 46%

Haier Advanced Plus Series Submittal

18000 BTU/HR WALL MOUNTED INVERTER DRIVEN HEAT PUMP SYSTEM 1U18AP2VHA / AW18ES2VHB

Job Name: _____

Purchaser: _____

Submitted To: _____

Construction: _____

Reference: _____

Approval: _____

Date: _____

Submitted By: _____

Unit: _____

Drawing #: _____



Accessories

Remote Controller

Ships with YR-HG

Wired Controller

Compatible with wired controllers YR-E17, YR-E16B, and QACT17A. All wired controllers require interface kit WK-B.

WiFi

Compatible with WiFi adapter QAWF01A.

Wind Baffle

Uses wind baffle QAWB37A

Electrical Requirement

Power Supply	208/230V, 1 Phase, 60 HZ
Operating Voltage Range	187~253 VAC
Recommended Fuse/Breaker Size	20A
MCA	14A

Connecting cable to indoor units must be 14/4 AWG unshielded stranded copper. Cable must be ran continuous, without splicing.

Operating Range

Cooling	14~115°F (-10~46°C)
Heating	-15~75°F (-26~24°C)

Cooling Performance

Rated Cooling Capacity	17,000 BTU
Cooling Capacity Range	5,400~26,500 BTU
Rated Power input	1,360 W
SEER	21.0
EER	12.5
Moisture Removal	4.3 Pt./Hr

Heating Performance

Rated Heating Capacity	22,000 BTU
Heating Capacity Range	4,000~30,000 BTU
Rated Power Input	2,100 W
HSPF	10.5

Pipe Length

Minimum Pipe Length	6 ft
Maximum Pipe Length	83 ft
Maximum Pipe Height Difference	50 ft
Connection	1/4" (Discharge) 1/2" (Suction) Flare



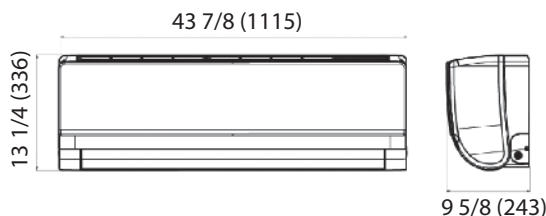
For more information visit us:
www.Haierductless.com
www.Haierductlesshelp.com



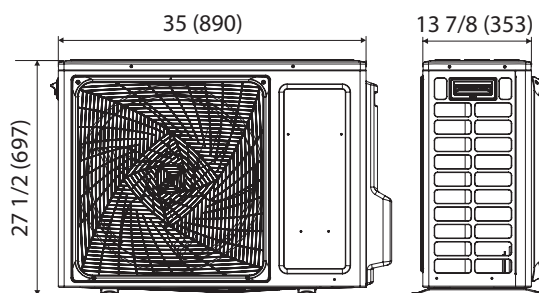
Haier Advanced Plus Series Submittal

18000 BTU/HR WALL MOUNTED INVERTER DRIVEN HEAT PUMP SYSTEM 1U18AP2VHA / AW18ES2VHB

Indoor Unit	
Uncrated Dimension (HxWxD)	13 1/4 x 43 7/8 x 9 5/8 in (336 x 1115 x 243 mm)
Crated (HxWxD)	16 1/2 x 47 1/2 x 13 1/2 in (418 x 1206 x 342 mm)
Airflow CFM (Turbo/High/Med/Low/Quiet)	710/650/560/440/410
Indoor Sound Level dB (Turbo/High/Med/Low/Quiet)	48/46/42/36/34
Motor Rating (HP)	0.094
Heat Exchanger Fin Type	Blue Fin
Weight (Ship/Net)	43.2/35.3 lbs



Outdoor Unit	
Compressor	DC inverter Driven Rotary
Uncrated Dimension (HxWxD)	27 1/2 x 35 x 13 7/8 in (697 x 890 x 353 mm)
Crated (HxWxD)	30 3/4 x 41 1/8 x 18 1/8 in (780 x 1046 x 460 mm)
Outdoor Sound Rating dB	55
Heat Exchanger Fin Type	Blue Fin
Weight (Ship/Net)	117.5/100.3 lbs
Factory Refrigerant Charge	R-410A (52.2 oz)



Heating Capacity Data

Outdoor Air Temp DB	Indoor Set Temperature					
	60°F (16°C)		70°F (21°C)		77°F (25°C)	
	Maximum Heating Capacity (Btu/h)	Power Usage (w)	Max Heating Capacity (Btu/h)	Power Usage (w)	Max Heating Capacity (Btu/h)	Power Usage (w)
-15°F (-26°C)	11,500	2,020	12,000	2,150	12,200	2,210
-4°F (-20°C)	13,400	2,210	14,000	2,350	14,300	2,420
5°F (-15°C)	16,300	2,490	17,000	2,620	17,300	2,690
17°F (-8°C)	18,200	2,460	19,000	2,590	19,400	2,660
47°F (8°C)	28,800	2,870	30,000	3,000	30,600	3,070

Capacity and power usage are measured under the assumption of indoor humidity of 46%

Cooling Capacity Data

Outdoor Air Temp DB	Indoor Set Temperature					
	70°F (21°C)		75°F (24°C)		80°F (27°C)	
	Total Capacity (Btu/h)	Power Usage (w)	Total Capacity (Btu/h)	Power Usage (w)	Total Capacity (Btu/h)	Power Usage (w)
65°F (18°C)	13,600	940	13,000	870	12,700	830
75°F (24°C)	16,000	1,220	15,300	1,120	14,600	1,037
85°F (29°C)	18,700	1,630	17,800	1,470	17,000	1,340
95°F (35°C)	20,400	2,110	19,400	1,880	18,500	1,690
105°F (41°C)	18,400	2,090	17,500	1,910	16,550	1,750
115°F (46°C)	15,600	1,870	14,800	1,710	14,100	1,590

Capacity and power usage are measured under the assumption of indoor humidity of 46%

Haier Advanced Plus Series Submittal

24000 BTU/HR WALL MOUNTED INVERTER DRIVEN HEAT PUMP SYSTEM 1U24AP2VHA / AW24ES2VHB

Job Name: _____

Purchaser: _____

Submitted To: _____

Construction: _____

Reference: _____

Approval: _____

Date: _____

Submitted By: _____

Unit: _____

Drawing #: _____



Accessories

Remote Controller

Ships with YR-HG

Wired Controller

Compatible with wired controllers YR-E17, YR-E16B, and QACT17A. All wired controllers require interface kit WK-B.

WiFi

Compatible with WiFi adapter QAWF01A.

Wind Baffle

Uses wind baffle QAWB45A

Electrical Requirement

Power Supply	208/230V, 1 Phase, 60 HZ
Operating Voltage Range	187~253 VAC
Recommended Fuse/Breaker Size	30A
MCA	20A

Connecting cable to indoor units must be 14/4 AWG unshielded stranded copper. Cable must be ran continuous, without splicing.

Operating Range

Cooling	14~115°F (-10~46°C)
Heating	-15~75°F (-26~24°C)

Cooling Performance

Rated Cooling Capacity	22,000 BTU
Cooling Capacity Range	6,400~30,000 BTU
Rated Power Input	1,760 W
SEER	20.0
EER	12.5
Moisture Removal	7.0 Pt./Hr

Heating Performance

Rated Heating Capacity	27,600 BTU
Heating Capacity Range	6,200~36,000 BTU
Rated Power Input	2,630 W
HSPF	10.0

Pipe Length

Minimum Pipe Length	6 ft
Maximum Pipe Length	83 ft
Maximum Pipe Height Difference	50 ft
Connection	1/4"(Discharge) 1/2"(Suction) Flare



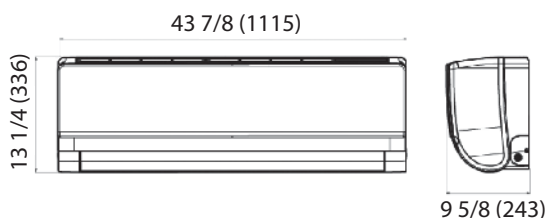
For more information visit us:
www.Haierductless.com
www.Haierductlesshelp.com



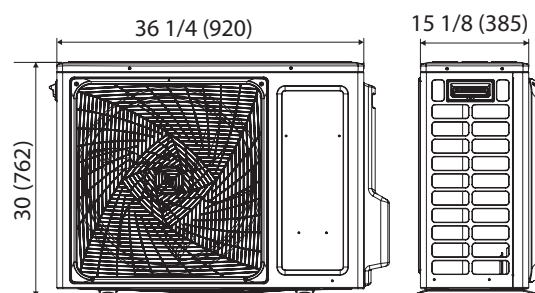
Haier Advanced Plus Series Submittal

24000 BTU/HR WALL MOUNTED INVERTER DRIVEN HEAT PUMP SYSTEM 1U24AP2VHA / AW24ES2VHB

Indoor Unit	
Uncrated Dimension (HxWxD)	13 1/4 x 43 7/8 x 9 5/8 in (336 x 1115 x 243 mm)
Crated (HxWxD)	16 1/2 x 47 1/2 x 13 1/2 in (418 x 1206 x 342 mm)
Airflow CFM (Turbo/High/Med/Low/Quiet)	710/650/560/440/410
Indoor Sound Level dB (Turbo/High/Med/Low/Quiet)	49/47/42/36/34
Motor Rating (HP)	0.094
Heat Exchanger Fin Type	Blue Fin
Weight (Ship/Net)	45.4/37.5 lbs



Outdoor Unit	
Compressor	DC inverter Driven Rotary
Uncrated Dimension (HxWxD)	30 x 36 1/4 x 15 1/8 in (762 x 920 x 385 mm)
Crated (HxWxD)	33 1/4 x 42 3/4 x 19 1/8 in (843 x 1085 x 487 mm)
Outdoor Sound Rating dB	57
Heat Exchanger Fin Type	Blue Fin
Weight (Ship/Net)	149.5/130.1 lbs
Factory Refrigerant Charge	R-410A (74.1 oz)



Heating Capacity Data

Outdoor Air Temp DB	Indoor Set Temperature					
	60°F (16°C)		70°F (21°C)		77°F (25°C)	
	Maximum Heating Capacity (Btu/h)	Power Usage (w)	Max Heating Capacity (Btu/h)	Power Usage (w)	Max Heating Capacity (Btu/h)	Power Usage (w)
-15°F (-26°C)	13,500	2,950	14,000	3,110	14,300	3,230
-4°F (-20°C)	14,400	3,120	15,000	3,310	15,300	3,430
5°F (-15°C)	19,250	3,090	20,000	3,250	20,400	3,340
17°F (-8°C)	25,000	3,480	26,000	3,650	26,500	3,740
47°F (8°C)	34,600	3,920	36,000	4,100	36,700	4,190

Capacity and power usage are measured under the assumption of indoor humidity of 46%

Cooling Capacity Data

Outdoor Air Temp DB	Indoor Set Temperature					
	70°F (21°C)		75°F (24°C)		80°F (27°C)	
	Total Capacity (Btu/h)	Power Usage (w)	Total Capacity (Btu/h)	Power Usage (w)	Total Capacity (Btu/h)	Power Usage (w)
65°F (18°C)	17,600	1,270	16,700	1,170	15,900	1,090
75°F (24°C)	20,100	1,540	19,100	1,410	18,200	1,310
85°F (29°C)	23,400	2,090	22,300	1,910	21,200	1,760
95°F (35°C)	25,400	2,570	24,100	2,310	23,000	2,130
105°F (41°C)	23,300	2,490	22,200	2,340	21,100	2,200
115°F (46°C)	19,250	2,190	18,400	2,080	17,500	1,970

Capacity and power usage are measured under the assumption of indoor humidity of 46%