

# Exhibit 6032 IFS Acrylic Alcove Bathtub

**Model number:**

105520-000-001-103

**Dimensions:** 59.75" x 32" x 17.75"

**Installation:** Alcove

**Material:** Acrylic

## Standard Features:

- Rectangular shape bathtub in alcove installation
- Available in Above-the-Floor Rough (AFR) or not
- Minimalist look with discreet armrests and textured floor
- Integrated tiling flange
- When equipped with a system, the unit comes with an access panel
- Compatible with U tile shower wall panels

## Product characteristics:

- Made in North America
- Elegant Design
- Integrated Tiling Flange and Skirt

## Systems:

Whirlpool  
Combined Whirlpool/Aeroeffect  
Aeroeffect




## Standard Colors:



White



Bone



Biscuit

## Certifications

MAAX products adhere to one or more of the following certifications:



# MAAX

# Exhibit 6032 IFS Acrylic Alcove Bathtub

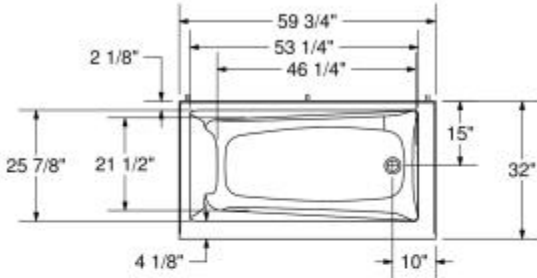
**Model number:**

105520-000-001-103

**Dimensions:** 59.75" x 32" x 17.75"

**Installation:** Alcove

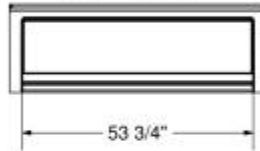
**Material:** Acrylic



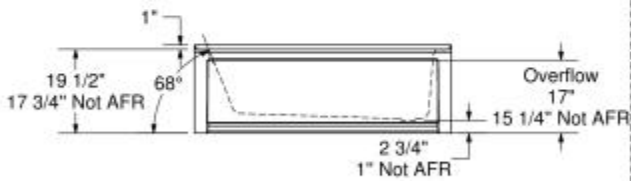
WITHOUT SYSTEM



WITH SYSTEM

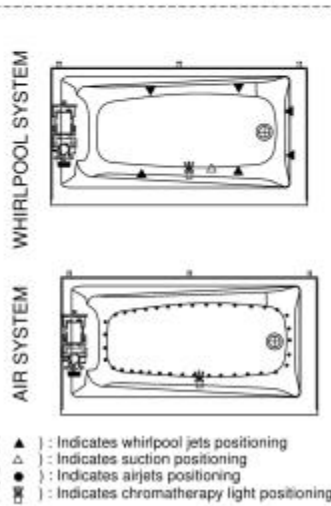


1" Single Integrated tiling flange (shown)



Wood support design may vary.  
Single integrated tiling flange: 1" height x 1/4" thickness (shown)

All dimensions are approximate.  
Structure measurement must be verified against the unit to ensure proper fit.



- ▲ : Indicates whirlpool jets positioning
- ▽ : Indicates suction positioning
- : Indicates airjets positioning
- : Indicates chromatherapy light positioning

## Dimensions

59 3/4 x 32 x 17 3/4 In.  
(1518 x 813 x 451 mm)

## Water Capacity

46 gallons - 173 liters

## Weight

78 lbs - 35 1/4 kg

## Bathing Well

53 1/4 In. x 26 In.  
(1353 mm x 657 mm)

## Deep Sump Height

16.25 In. - 413 mm

## Deck Width

4.125 In. - 105 mm

## Drain location:

Left

Right

Project:

Contractor:

Representative:

Date:

Tel:

Notes:

# MAAX