

# Exhibit 6632 IF Acrylic Alcove Bathtub

**Model number:**

106220-000-001-001

**Dimensions:** 65.875" x 32" x 18"

**Installation:** Alcove

**Material:** Acrylic

## Standard Features:

- Rectangular shape bathtub
- Alcove installation with tiling flange
- Minimalist look with discreet armrests and textured floor
- Right or left-hand drain

## Product characteristics:

- Made in North America
- Integrated Armrest
- Integrated Tiling Flange

## Systems:

Whirlpool  
Combined Whirlpool/Aeroeffect  
Aeroeffect



## Standard Colors:



White



Bone



Biscuit

## Certifications

MAAX products adhere to one or more of the following certifications:



# MAAX

# Exhibit 6632 IF Acrylic Alcove Bathtub

**Model number:**

106220-000-001-001

**Dimensions:** 65.875" x 32" x 18"

**Installation:** Alcove

**Material:** Acrylic

## Dimensions

66 x 32 x 18 In.  
(1673 x 813 x 457 mm)

## Water Capacity

55 gallons - 209 liters

## Weight

75 lbs - 34 kg

## Bathing Well

59 1/4 In. x 26 In.  
(1502 mm x 657 mm)

## Deep Sump Height

16.375 In. - 416 mm

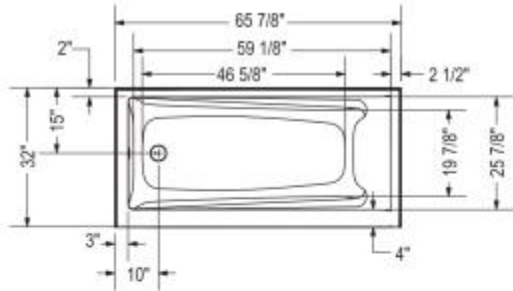
## Deck Width

4 In. - 102 mm

## Drain location:

Left

Right



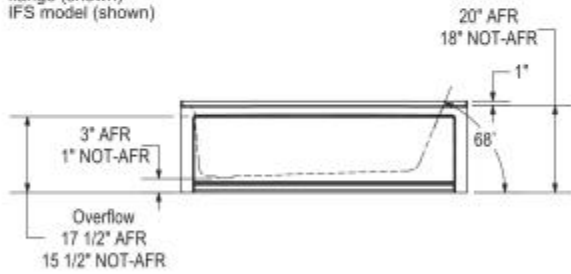
IFS Without System  
Single tiling flange



IFS With System  
(access panel)  
Single tiling flange



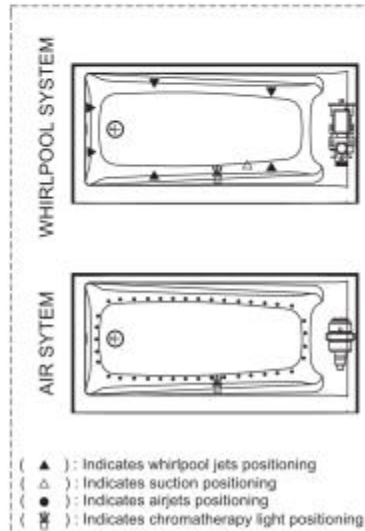
1" Single integrated tiling flange (shown)  
IFS model (shown)



Technical drawing is universal for all Exhibit 6632 configurations.

Wood support design may vary.  
Single Integrated tiling flange: 1" height x 1/4" thickness (shown)

All dimensions are approximate.  
Structure measurement must be verified against the unit to ensure proper fit.



- ( ▲ ) : Indicates whirlpool jets positioning
- ( △ ) : Indicates suction positioning
- ( ● ) : Indicates airjets positioning
- ( ☐ ) : Indicates chromotherapy light positioning

Project: \_\_\_\_\_

Contractor: \_\_\_\_\_

Representative: \_\_\_\_\_

Date: \_\_\_\_\_

Tel: \_\_\_\_\_

Notes: \_\_\_\_\_

# MAAX