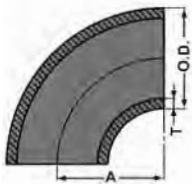
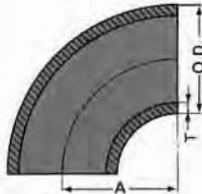


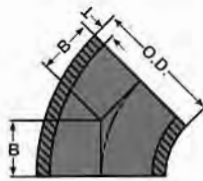
**90° ELBOW
LONG RADIUS**



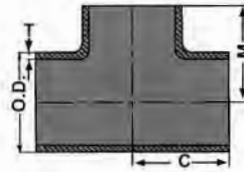
**90° ELBOW
SHORT RADIUS**



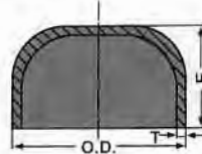
**45° ELBOW
LONG RADIUS**



TEE



CAP

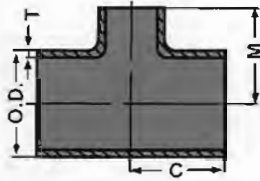


DIMENSION ANSI B16.9 (S/R ANSI B16.28)

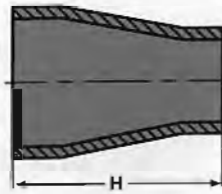
UNIT: INCH/mm

NOMINAL PIPE SIZE	OUTSIDE DIAMETER	WALL THICKNESS SCHEDULE				ELBOW			TEE	CAP	NOMINAL PIPE SIZE
						90°		45°			
		INCH	O.D.	T				L/R	S/R	L/R	C, M
				5S	10S	40S	80S	A	A	B	
1/2	0.840 21.30	0.065 1.65	0.083 2.11	0.109 2.77	0.147 3.73	1.50 38.1	— —	0.62 16	1.00 25.4	1.00 25.4	1/2
3/4	1.050 26.70	0.065 1.65	0.083 2.11	0.113 2.87	0.154 3.91	1.12 28.5	— —	0.44 11	1.125 28.6	1.00 25.4	3/4
	1	1.315 33.40	0.065 1.65	0.109 2.77	0.133 3.38	0.179 4.55	1.50 38.1	1.00 25.4	0.88 22	1.50 38.1	
1 1/4	1.660 42.2	0.065 1.65	0.109 2.77	0.140 3.56	0.191 4.85	1.88 47.5	1.25 32	1.00 25	1.88 47.6	1.50 38	1 1/4
1 1/2	1.90 48.3	0.065 1.65	0.109 2.77	0.145 3.68	0.200 5.08	2.25 57.0	1.50 38	1.12 29	2.25 57.2	1.50 38	1 1/2
	2	2.375 60.3	0.065 1.65	0.109 2.77	0.154 3.91	0.218 5.54	3.00 76.0	2.00 51	1.38 35	2.50 63.5	
2 1/2	2.875 73.0	0.083 2.11	0.120 3.05	0.203 5.16	0.276 7.01	3.75 95.0	2.50 63.5	1.75 45	3.00 76.2	1.50 38	2 1/2
3	3.50 88.9	0.083 2.11	0.120 3.05	0.216 5.49	0.300 7.62	4.50 114.5	3.00 76	2.00 51	3.38 85.7	2.00 51	3
	3 1/2	4.00 101.6	0.083 2.11	0.120 3.05	0.226 5.74	0.318 8.08	5.25 133.5	3.50 89	2.25 57	3.75 95.3	
4	4.50 114.3	0.083 2.11	0.120 3.05	0.237 6.02	0.337 8.56	6.00 152.5	4.00 101.5	2.50 64	4.12 104.8	2.50 64	4
5	5.563 141.3	0.109 2.77	0.134 3.40	0.258 6.55	0.375 9.52	7.50 190.5	5.00 127	3.12 79	4.88 123.8	3.00 76	5
6	6.625 168.3	0.109 2.77	0.134 3.40	0.280 7.11	0.432 10.97	9.00 228.5	6.00 152.5	3.75 95	5.62 142.9	3.50 89	6
	8	8.625 219.1	0.109 2.77	0.148 3.76	0.322 8.18	0.50 12.70	12.00 305	8.00 203	5.00 127	7.00 177.8	
10	10.75 273	0.134 3.40	0.165 4.19	0.365 9.27	0.500 12.70	15.00 381	10.00 254	6.25 159	8.50 215.9	5.00 127	10
	12	12.75 323.9	0.156 3.96	0.180 4.57	0.375 9.52	0.500 12.70	18.00 457	12.00 305	7.50 191	10.00 254	

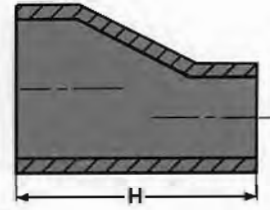
REDUCING TEE



CONCENTRIC REDUCER



ECCENTRIC REDUCER



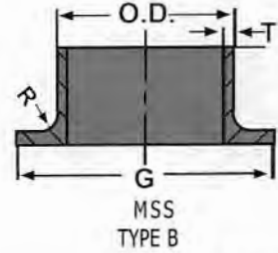
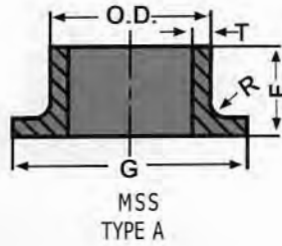
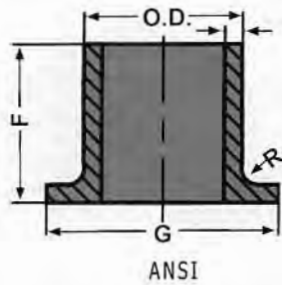
DIMENSION ANSI B16.9

UNIT: INCH/mm

NOMINAL PIPE SIZE INCH	REDUCING TEE		REDUCERS CONCENTRIC ECCENTRIC
	C	M	H
3/4 x 1/2	1.125 28.6	1.125 28.6	1.500 38.1
1 x 3/4	1.500 38.1	1.500 38.1	2.000 50.80
		1.500 38.1	
1 1/4 x 3/4	1.875 47.6	1.875 47.6	2.000 50.8
		1.875 47.6	
1 1/2 x 1	2.250 57.2	2.250 57.2	2.500 63.5
		2.250 57.2	
2 x 1	2.500 63.5	2.375 60.3	3.000 76.2
		2.250 57.2	
2 1/2 x 1 1/4	3.000 76.2	2.000 50.8	3.500 88.9
		1.752 44.5	
3 x 1 1/2	3.375 85.7	2.750 69.9	3.500 88.9
		2.625 66.7	
3 1/2 x 2 1/2	3.752 95.3	2.500 63.5	4.000 101.6
		2.250 57.2	
3 1/2 x 2	3.752 95.3	3.250 82.6	4.000 101.6
		3.000 76.2	
3 1/2 x 1 1/2	3.752 95.3	2.875 73.0	4.000 101.6
		2.752 69.9	
3 1/2 x 1	3.752 95.3	2.626 66.7	4.000 101.6
		3.626 92.1	

NOMINAL PIPE SIZE INCH	REDUCING TEE		REDUCERS CONCENTRIC ECCENTRIC
	C	M	H
4 x 3 1/2	4.126 104.8	4.00 101.6	4.000 101.6
		3.875 98.4	
4 x 2 1/2	4.126 104.8	3.750 95.3	4.000 101.6
		3.500 88.9	
4 x 2	4.126 104.8	3.374 85.7	4.000 101.6
		3.374 85.7	
5 x 3 1/2	4.874 123.8	4.626 117.5	5.000 127.0
		4.50 114.3	
5 x 3	4.874 123.8	4.374 111.1	5.000 127.0
		4.252 108.0	
5 x 2 1/2	4.874 123.8	4.126 104.8	5.000 127.0
		4.126 104.8	
6 x 4	5.626 142.9	5.374 136.5	5.500 139.7
		5.122 130.1	
6 x 3 1/2	5.626 142.9	5.00 127.0	5.500 139.7
		4.874 123.8	
6 x 3	5.626 142.9	4.752 120.7	5.500 139.7
		4.625 117.5	
6 x 2 1/2	5.626 142.9	4.625 117.5	5.500 139.7
		4.625 117.5	
8 x 5	7.000 178	6.625 168	6.000 152
		6.375 162	
8 x 4	7.000 178	6.125 155	6.000 152
		6.000 152	
8 x 3 1/2	7.000 178	5.87 149.1	6.000 152
		5.87 149.1	
10 x 8	8.500 216	8.000 203	7.000 178
		7.625 194	
10 x 6	8.500 216	7.500 191	7.000 178
		7.250 184	
10 x 5	8.500 216	7.250 184	7.000 178
		7.250 184	
12 x 10	10.000 254	9.500 241	8.000 203
		9.000 229	
12 x 8	10.000 254	8.625 219	8.000 203
		8.625 219	
12 x 6	10.000 254	8.500 216	8.000 203
		8.500 216	

STUB ENDS



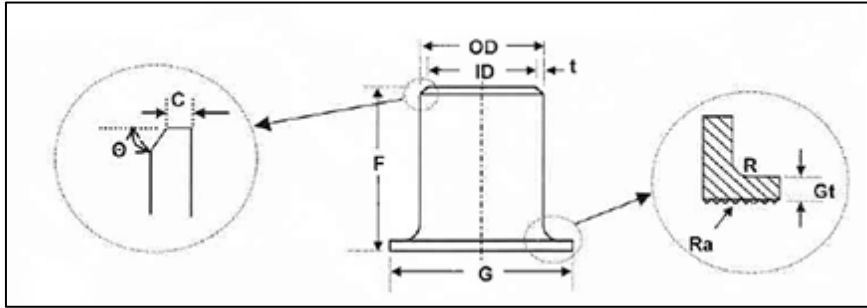
DIMENSION B16.9, MSS SP-43

UNIT: INCH/mm

NOMINAL PIPE SIZE	OUTSIDE DIAMETER	STUB END						NOMINAL PIPE SIZE
		G	ANSI		MSS		INCH	
			F	R	F	TYPE A R		
INCH	O.D.							
1/2	0.840	1.38	3.00	0.125	2.00	0.125	0.031	1/2
	21.30	35	76	3	51	3	0.8	
3/4	1.050	1.69	3.00	0.125	2.00	0.125	0.031	3/4
	26.70	43	76	3	51	3	0.8	
1	1.315	2.00	4.00	0.125	2.00	0.125	0.031	1
	33.40	51	102	3	51	3	0.8	
1 1/4	1.660	2.50	4.00	0.188	2.00	0.187	0.031	1 1/4
	42.2	64	102	5	51	5	0.8	
1 1/2	1.90	2.88	4.00	0.250	2.00	0.250	0.031	1 1/2
	48.3	73	102	6	51	6	0.8	
2	2.375	3.62	6.00	0.313	2.50	0.313	0.031	2
	60.3	92	152	8	64	8	0.8	
2 1/2	2.875	4.12	6.00	0.313	2.50	0.313	0.031	2 1/2
	73.0	105	152	8	64	8	0.8	
3	3.50	5.00	6.00	0.375	2.50	0.375	0.031	3
	88.9	127	152	10	64	10	0.8	
3 1/2	4.00	5.50	6.00	0.375	3.00	0.375	0.031	3 1/2
	101.6	140	152	10	76	10	0.8	
4	4.50	6.19	6.00	0.438	3.00	0.438	0.063	4
	114.3	157	152	11	76	11	1.6	
5	5.563	7.31	8.00	0.438	3.00	0.438	0.063	5
	141.3	186	203	11	76	11	1.6	
6	6.625	8.50	8.00	0.5	3.50	0.500	0.063	6
	168.3	216	203	13	89	13	1.6	
8	8.625	10.625	8.00	0.5	4.0	0.500	0.063	8
	219.1	270	203	13	102	13	1.6	
10	10.75	12.75	10.00	0.5	5.0	0.500	0.063	10
	273	324	254	13	127	13	1.6	
12	12.75	15.00	10.00	0.5	6.0	0.500	0.063	12
	323.9	381	254	13	152	13	1.6	



Product Specification For Lap Joint
Type C MSS SP-43 Schedule:10S



Size	OD		ID		Thickness "t"		G		Gt		F		C		O		R		Ra			
	Std		Std		Std		Std		Std		Std		Std		Std							
	Min	Max	Min	Max	Min	Max	Min	Max	Min	Max	Min	Max	Min	Max	Min	Max	Min	Max	Min	Max		
1/2	0.8385		0.6724		0.083		1.374		0.083		2		0.0629		1.4763		0.059		0.157		Not Required	
	0.807	0.87	0.642	0.701	0.0748	0.0905	1.343	1.406	0.075	0.147	1.941	2.059										
3/4	1.0511		0.885		0.083		1.6889		0.083		2											
	1.02	1.083	0.854	0.913	0.0748	0.0905	1.657	1.72	0.075	0.147	1.941	2.059										
1	1.3149		1.0968		0.109		2		0.109		2											
	1.283	1.346	1.067	1.126	0.0984	0.122	1.969	2.031	0.098	0.165	1.941	2.059										
1-1/4	1.6614		1.4433		0.109		2.5		0.109		2											
	1.63	1.693	1.413	1.472	0.0984	0.122	2.469	2.531	0.098	0.165	1.941	2.059										
1-1/2	1.9015		1.6834		0.109		2.874		0.109		2											
	1.87	1.933	1.654	1.713	0.0984	0.122	2.843	2.906	0.098	0.165	1.941	2.059										
2	2.374		2.1559		0.109		3.6259		0.109		2.5											
	2.343	2.421	2.126	2.201	0.0984	0.122	3.594	3.657	0.098	0.165	2.441	2.559										
2-1/2	2.874		2.6338		0.12		4.1062		0.12		2.5											
	2.843	2.921	2.602	2.681	0.1062	0.1338	4.075	4.138	0.106	0.177	2.441	2.559										
3	3.5		3.2598		0.12		5		0.122		2.5											
	3.469	3.547	3.197	3.323	0.1062	0.1338	4.969	5.031	0.106	0.177	2.441	2.559										
4	4.5		4.2598		0.12		6.1889		0.12		3											
	4.469	4.547	4.197	4.323	0.1062	0.1338	6.157	6.22	0.106	0.177	2.941	3.059										
5	5.5629		5.2952		0.1338		7.3149		0.1338		3											
	5.531	5.622	5.232	5.358	0.1181	0.1496	7.283	7.349	0.118	0.193	2.941	3.059										
6	6.6259		6.3582		0.1338		8.5		0.1338		3.5											
	6.594	6.685	6.295	6.421	0.1181	0.1496	8.469	8.531	0.118	0.193	3.441	3.559										
8	8.6259		8.3299		0.148		10.6259		0.148		4											
	8.594	8.72	8.268	8.39	0.1299	0.1653	10.59	10.66	0.13	0.204	3.909	4.091										
10	10.7519		10.422		0.1649		12.7519		0.1649		5											
	10.72	10.85	10.3	10.54	0.1456	0.185	12.72	12.78	0.146	0.224	4.909	5.091										
12	12.7519		12.3921		0.1799		15		0.1799		6											
	12.72	12.85	12.27	12.51	0.1574	0.2007	14.97	15.03	0.157	0.236	5.909	6.091										