

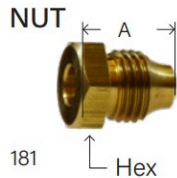
## DOUBLE COMPRESSION

### BRASS FITTINGS

#### DOUBLE COMPRESSION THREADED SLEEVE FITTINGS

- Use with aluminum and copper tubing or plastic tubing with internal tube support. Not recommended for steel tubing.
- Easy to assemble, no flaring, two piece construction.
- For use on oil, air, water and grease lubrication systems.
- When design makes a dimension critical, contact us for information.

TUBE OD	1/8	3/16	1/4	5/16	3/8
THREAD	5/16-24	3/8-24	7/16-24	1/2-20	9/16-20
WORKING PRESSURE	500	500	500	250	250



PART #	SIZE	A	HEX	APPROX. WT. LBS.	LIST PRICE
16001	1/8"	0.50	0.37	0.02	---
16002	3/16"	0.53	0.43	0.02	---
16003	1/4"	0.56	0.50	0.04	---
16004	5/16"	0.61	0.56	0.04	---

181 6100 11

#### MALE ADAPTER

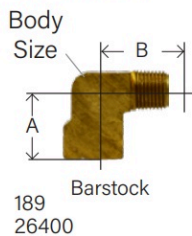


PART #	THRD SLEEVE X MALE NPTF	A	HEX	APPROX. WT. LBS.	LIST PRICE
16117	1/8" x *	0.62	0.43	0.02	---
16118	1/8" x 1/8"	0.62	0.43	0.02	---
16119	3/16" x 1/8"	0.69	0.43	0.02	---
16121	1/4" x 1/8"	0.75	0.50	0.04	---
16122	5/16" x 1/8"	0.89	0.56	0.04	---
16123	3/8" x 1/4"	0.84	0.62	0.06	---

\* 1/4 - 28 Male Thread Tapered.

188 6200 12

#### 90° ELBOW




PART #	THRD SLEEVE X MALE NPTF	A	B	BODY SIZE	APPROX. WT. LBS.	LIST PRICE
16127	1/8" x *	0.50	0.52	0.41	0.02	---
16128	1/8" x 1/8"	0.50	0.66	0.43	0.02	---
16130	1/4" x 1/8"	0.52	0.62	0.50	0.04	---

\* 1/4 - 28 Male Thread Tapered

189 6400 15

#### BREAK-AWAY NUT



PART #	SIZE	A	HEX	APPROX. WT. LBS.	LIST PRICE
16009	1/8"	0.66	0.31	0.02	---
16090	3/16"	0.57	0.37	0.02	---
16010	1/4"	0.62	0.43	0.02	---
16011	5/16"	0.77	0.50	0.04	---

• 1-Piece Fitting

181-BA 21604 99LB 81LB

WARNING: This product can expose you to chemicals, including lead, which are known to the State of California to cause cancer and birth defects or other reproductive harm. For more information, visit www.P65Warnings.ca.gov