


## Reducing Tee with Threaded Branch Fig. 7064



### Material Specifications

#### Cast Fittings

Ductile iron conforming to ASTM A536, Grade 65-45-12

Malleable iron conforming to ASTM A47

#### Fabricated Fittings

1-12" Carbon steel, Schedule 40, conforming to ASTM A53, Grade B

14-24" Carbon steel, 0.375 wall, conforming to ASTM A53, Grade B

#### Coatings

Rust inhibiting paint

Color: Orange (standard)

Hot Dipped Zinc Galvanized conforming to ASTM A153 (optional)

Other Colors Available  
(IE: RAL3000 and RAL9000)



Galvanized Gruvlok Fittings are NSF-61 and Low Lead Approved

Gruvlok fittings are available through 24" nominal pipe size in a variety of styles. Use the Fitting Size Table to convert nominal pipe size to corresponding pipe O.D. These fittings are designed to provide minimum pressure drop and uniform strength. Depending on styles and size, Gruvlok fittings are provided in various materials including ductile iron, forged steel or fabricated steel.

Pressure ratings of Gruvlok standard fittings conform to those of Fig. 7001 Gruvlok coupling.

For Listings/Approval Details and Limitations, visit our website at [www.asc-es.com](http://www.asc-es.com) or contact an ASC Engineered Solutions™ Sales Representative.



PROJECT INFORMATION	APPROVAL STAMP
Project:	Approved
Address:	Approved as noted
Contractor:	Not approved
Engineer:	Remarks:
Submittal Date:	
Notes 1:	
Notes 2:	

## Reducing Tee with Threaded Branch Fig. 7064

Flow Data - Frictional Resistance (Expressed as Equivalent Straight Pipe)

Nominal Size	O.D.	Pipe Wall Thickness	Elbow		Tee	
			90°	45°	Branch	Run
In./DN(mm)	In./mm	In./mm	Ft./m	Ft./m	Ft./m	Ft./m
1	1.315	0.133	1.7	0.9	4.4	1.7
25	33.4	3.4	0.5	0.3	1.3	0.5
1 ¼	1.660	0.140	2.3	1.2	5.8	2.3
32	42.2	3.6	0.7	0.4	1.8	0.7
1 ½	1.900	0.145	2.7	1.3	6.7	2.7
40	48.3	3.7	0.8	0.4	2.0	0.8
2	2.375	0.154	3.4	1.7	8.6	3.4
50	60.3	3.9	1.0	0.5	2.6	1.0
2 ½	2.875	0.203	4.1	2.1	10.3	4.1
65	73.0	5.2	1.2	0.6	3.1	1.2
3 O.D.	2.996	0.197	4.3	2.2	10.8	4.3
76.1	76.1	5.0	1.3	0.7	3.3	1.3
3	3.500	0.216	5.1	2.6	12.8	5.1
80	88.9	5.5	1.6	0.8	3.9	1.6
4 ¼ O.D.	4.250	0.220	6.4	3.2	16.1	6.4
108.0	108.0	5.6	2.0	1.0	4.9	2.0
4	4.500	0.237	6.7	3.4	16.8	6.7
100	114.3	6.0	2.0	1.0	5.1	2.0
5 ¼ O.D.	5.236	0.248	8.0	4.0	20.1	8.0
133.0	133.0	6.3	2.4	1.2	6.1	2.4
5 ½ O.D.	5.500	0.248	8.3	4.2	20.9	8.3
139.7	139.7	6.3	2.5	1.3	6.4	2.5
5	5.563	0.258	8.4	4.2	21.0	8.4
125	141.3	6.6	2.6	1.3	6.4	2.6
6 ¼ O.D.	6.259	0.280	9.7	4.9	24.3	9.7
159.0	159.0	7.1	3.0	1.5	7.4	3.0
6 ½ O.D.	6.500	0.280	10.0	5.0	24.9	10.0
165.1	165.1	7.1	3.0	1.5	7.6	3.0
6	6.625	0.280	10.1	5.1	25.3	10.1
150	168.3	7.1	3.1	1.6	7.7	3.1
8	8.625	0.322	13.3	6.7	33.3	13.3
200	219.1	8.2	4.1	2.0	10.1	4.1
10	10.750	0.365	16.7	8.4	41.8	16.7
250	273.1	9.3	5.1	2.6	12.7	5.1
12	12.750	0.375	20.0	10.0	50.0	20.0
300	323.9	9.5	6.1	3.0	15.2	6.1
14	14.000	0.375	22.2	11.7	64.2	22.9
350	355.6	9.5	6.8	5.4	19.6	7.0
16	16.000	0.375	25.5	13.7	73.9	26.4
400	406.4	9.5	7.8	6.2	22.5	8.0
18	18.000	0.375	28.9	15.7	87.2	31.1
450	457.2	9.5	8.8	7.0	26.6	9.5
20	20.000	0.375	32.2	17.7	97.3	34.8
500	508.0	9.5	9.8	7.8	29.7	10.6
24	24.000	0.375	38.9	21.7	113.0	40.4
600	609.6	9.5	11.9	9.5	34.4	12.3

**Note:**

For the reducing tee and branches, use the value that is corresponding to the branch size. For example: for 6" x 6" x 3" tee, the branch value of 3" is 12.8 ft (3.9).

The Fitting Size Chart is used to determine the O.D. of the pipe that the fittings is to be used with. Gruvlok Fittings are identified by either the Nominal size in inches or the Pipe O.D. in/mm.

Fitting Size

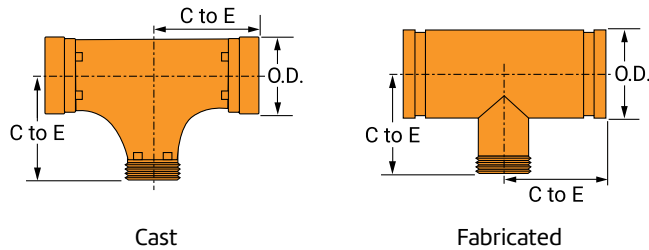
Nominal Size	O.D.
In./DN(mm)	In./mm
1	1.315
25	33.4
1 ¼	1.660
32	42.4
1 ½	1.900
40	48.3
2	2.375
50	60.3
2 ½	2.875
65	73.0
3 O.D.	2.996
76.1	76.1
3	3.500
80	88.9
3 ½	4.000
90	101.6
4 ¼ O.D.	4.250
108.0	108.0
4	4.500
100	114.3
5 ¼ O.D.	5.236
133.0	133.0
5 ½ O.D.	5.500
139.7	139.7
5	5.563
140	141.3
6 ¼ O.D.	6.259
159.0	159.0
6 ½ O.D.	6.500
165.1	165.1
6	6.625
150	168.3
8	8.625
200	219.1
10	10.750
250	273.0
12	12.750
300	323.9
14	14.000
350	355.6
16	16.000
400	406.4
18	18.000
450	457.2
20	20.000
500	508.0
24	24.000
600	609.6



asc-es.com

Building connections that last™

## Reducing Tee with Threaded Branch Fig. 7064



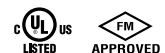
Nominal Size	Center to End	Approx. Wt. Ea.	Nominal Size	Center to End	Approx. Wt. Ea.	Nominal Size	Center to End	Approx. Wt. Ea.
In./DN(mm)	In./mm	Lbs./kg	In./DN(mm)	In./mm	Lbs./kg	In./DN(mm)	In./mm	Lbs./kg
2 x 2 x 3/4 50 x 50 x 20	3 1/4 83	1.6 0.7	5 x 5 x 2 125 x 125 x 50	5 1/2 140	14.5 6.6	12 x 12 x 3 300 x 300 x 80	10 254	84.9 38.5
2 x 2 x 1 50 x 50 x 25	3 1/4 C 83	2.6 1.2	5 x 5 x 2 1/2 125 x 125 x 65	5 1/2 140	17.5 7.9	12 x 12 x 4 300 x 300 x 100	10 254	85.8 38.9
2 x 2 x 1 1/4 50 x 50 x 32	3 1/4 83	1.7 0.8	5 x 5 x 3 125 x 125 x 80	5 1/2 140	16.1 7.3	12 x 12 x 5 300 x 300 x 125	10 254	87.0 39.5
2 x 2 x 1 1/2 50 x 50 x 40	3 1/4 C 83	2.7 1.2	5 x 5 x 4 125 x 125 x 100	5 1/2 140	17.9 8.1	12 x 12 x 6 300 x 300 x 150	10 254	88.3 40.1
2 1/2 x 2 1/2 x 1 65 x 65 x 25	3 3/4 95	4.1 1.9	6 x 6 x 2 150 x 150 x 50	6 1/2 165	26.4 12.0	12 x 12 x 8 300 x 300 x 200	10 254	91.2 41.4
2 1/2 x 2 1/2 x 1 1/4 65 x 65 x 32	3 3/4 95	4.2 1.9	6 x 6 x 2 1/2 150 x 150 x 65	6 1/2 165	26.5 12.0	12 x 12 x 10 300 x 300 x 250	10 254	94.8 43.0
2 1/2 x 2 1/2 x 1 1/2 65 x 65 x 40	3 3/4 95	4.3 2.0	6 x 6 x 3 150 x 150 x 80	6 1/2 165	26.5 12.0	14 x 14 x 8 350 x 350 x 200	11 279	110.0 49.7
2 1/2 x 2 1/2 x 2 65 x 65 x 50	3 3/4 95	4.4 2.0	6 x 6 x 4 150 x 150 x 100	6 1/2 165	26.5 12.0	14 x 14 x 10 350 x 350 x 250	11 279	114.0 51.5
3 x 3 x 3/4 80 x 80 x 20	4 1/4 108	5.7 2.6	6 x 6 x 5 150 x 150 x 125	6 1/2 165	28.0 12.7	14 x 14 x 12 350 x 350 x 300	11 279	117.0 52.8
3 x 3 x 1 80 x 80 x 25	4 1/4 C 108	7.0 3.2	8 x 8 x 2 200 x 200 x 50	7 3/4 197	37.5 17.0	16 x 16 x 8 400 x 400 x 200	12 305	135.0 61.2
3 x 3 x 1 1/4 80 x 80 x 32	4 1/4 108	5.2 2.4	8 x 8 x 2 1/2 200 x 200 x 65	7 3/4 197	38.0 17.2	16 x 16 x 10 400 x 400 x 250	12 305	139.0 63.0
3 x 3 x 1 1/2 80 x 80 x 40	4 1/4 108	5.3 2.4	8 x 8 x 3 200 x 200 x 80	7 3/4 197	38.7 17.6	16 x 16 x 12 400 x 400 x 300	12 305	142.0 64.4
3 x 3 x 2 80 x 80 x 50	4 1/4 108	5.5 2.5	8 x 8 x 4 200 x 200 x 100	7 3/4 197	50.0 22.7			
3 x 3 x 2 1/2 80 x 80 x 65	4 1/4 108	5.8 2.6	8 x 8 x 5 200 x 200 x 125	7 3/4 197	41.0 18.6			

**Note:**

C - Cast ductile iron, all others are fabricated steel.

Center to end dimensions and weights may differ from those shown in chart, contact an Anvil Representative for more information.

See Fitting Size chart on next page for O.D.



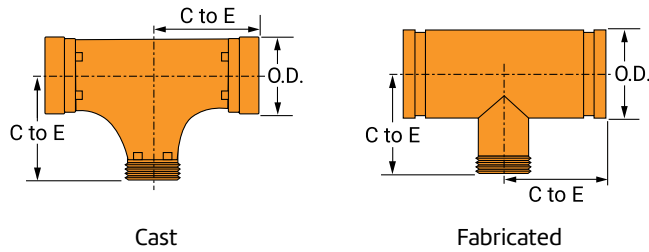
For Listings/Approval Details and Limitations, visit our website at [www.asc-es.com](http://www.asc-es.com) or contact an ASC Engineered Solutions™ Sales Representative.



[asc-es.com](http://asc-es.com)

Building connections that last™

## Reducing Tee with Threaded Branch (Continued) Fig. 7064



Nominal Size	Center to End	Approx. Wt. Ea.	Nominal Size	Center to End	Approx. Wt. Ea.	Nominal Size	Center to End	Approx. Wt. Ea.
In./DN(mm)	In./mm	Lbs./kg	In./DN(mm)	In./mm	Lbs./kg	In./DN(mm)	In./mm	Lbs./kg
4 x 4 x 3/4 100 x 100 x 20	5 127	7.2 3.3	8 x 8 x 6 200 x 200 x 150	7 3/4 197	54.0 24.5	18 x 18 x 10 450 x 450 x 250	15 1/2 394	204.0 92.5
4 x 4 x 1 100 x 100 x 25	5 127	7.0 3.2	10 x 10 x 2 250 x 250 x 50	9 229	61.8 28.0	18 x 18 x 12 450 x 450 x 300	15 1/2 394	209.0 94.8
4 x 4 x 1 1/4 100 x 100 x 32	5 127	9.1 4.1	10 x 10 x 3 250 x 250 x 80	9 229	63.0 28.6	18 x 18 x 14 450 x 450 x 350	15 1/2 0	211.0 95.7
4 x 4 x 1 1/2 100 x 100 x 40	5 127	9.2 4.2	10 x 10 x 4 250 x 250 x 100	9 229	64.0 29.0	18 x 18 x 16 450 x 450 x 400	15 1/2 0	216.0 98.0
4 x 4 x 2 100 x 100 x 50	5 127	10.2 4.6	10 x 10 x 5 250 x 250 x 125	9 229	65.1 29.5	24 x 24 x 8 600 x 600 x 200	20 508	334.0 152.0
4 x 4 x 2 1/2 100 x 100 x 65	5 127	11.2 5.1	10 x 10 x 6 250 x 250 x 150	9 229	55.0 24.9	24 x 24 x 10 600 x 600 x 250	20 508	342.0 155.0
4 x 4 x 3 100 x 100 x 80	5 127	11.4 5.2	10 x 10 x 8 250 x 250 x 200	9 229	64.7 29.3	24 x 24 x 12 600 x 600 x 300	20 508	349.0 158.0

**Note:**

C – Cast ductile iron, all others are fabricated steel.

Center to end dimensions and weights may differ from those shown in chart, contact an Anvil Representative for more information.

See Fitting Size chart on next page for O.D.



For Listings/Approval Details and Limitations, visit our website at [www.asc-es.com](http://www.asc-es.com) or contact an ASC Engineered Solutions™ Sales Representative.



[asc-es.com](http://asc-es.com)

Building connections that last™