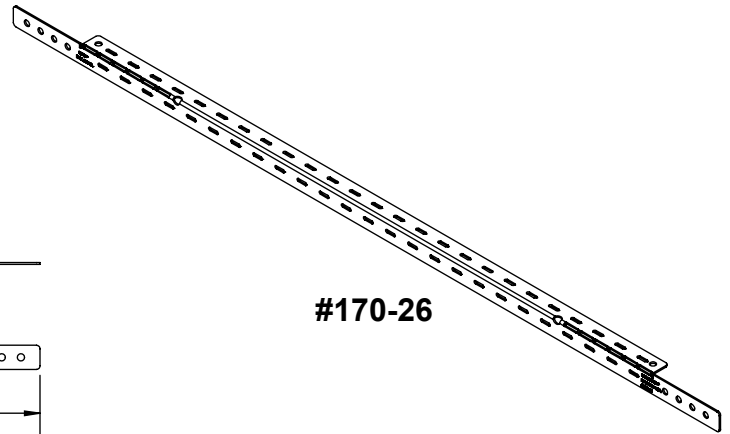
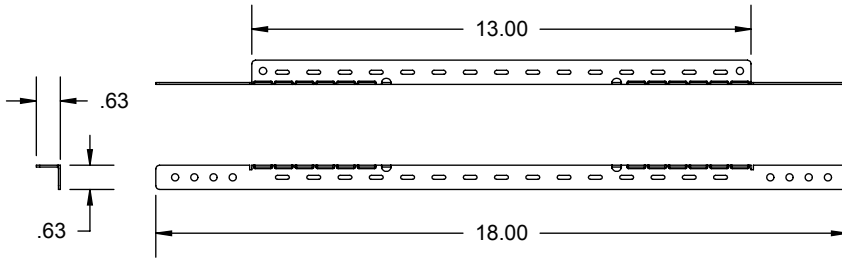


PRODUCT SPECIFICATION DRAWING HOLDRITE® #170 & #170-26 BRACKETS

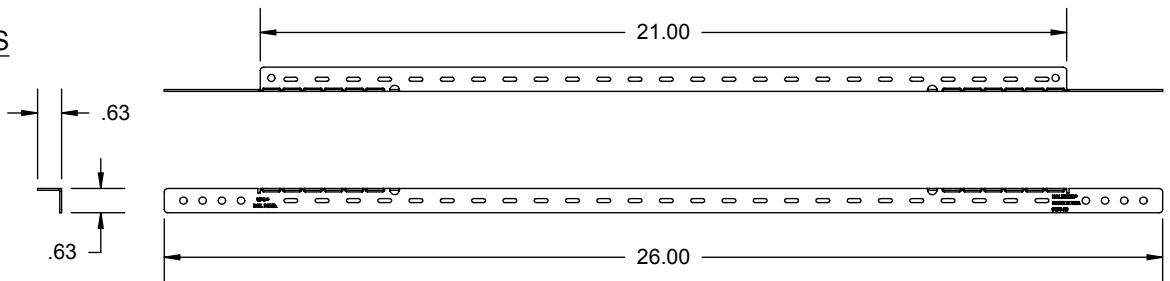
#170



#170-26



ALL DIMENSIONS IN INCHES



Versatile, galvanized steel brackets providing a platform for horizontal or vertical tube support. Also ideal for shower head, diverter, tub spout and sink applications. Use HOLDRITE #251 Rapid Clamp™, Pro Clamp™, Stout Clamp™ and other industry clamps. Perforated tear feature allows brackets to fit into narrow stud bays. Bendable end tabs allow brackets to be recessed into stud or joist bays.

Product Information:

- Material: 18 gage CRS, galvanized per ASTM-A653, G90
- Load rating for #170: 35 pounds, center load, full span, maximum load rating
- Load rating for #170-26: 25 pounds, center load, full span, maximum load rating
- UPC / IPC / IAPMO listed
- UL listing



THIS INFORMATION IS PROPRIETARY TO HOLDRITE AND IS SUBJECT TO CHANGE WITHOUT NOTICE. IT MAY NOT BE REPRODUCED IN PART OR WHOLE WITHOUT WRITTEN AUTHORIZATION.

HOLDRITE®

CONVERTING MAKESHIFT METHODS INTO ENGINEERED SOLUTIONSSM

800-321-0316 OR 760-744-6944 / FAX: 760-744-0507 / WWW.HOLDRITE.COM
spec_170_-26_RevE

Product Submittal	
Job Name:	
Date:	
Part Number:	Qty:
Architect / Owner:	
Contractor:	
Notes:	